



## Master Lesson Plan for Describing words

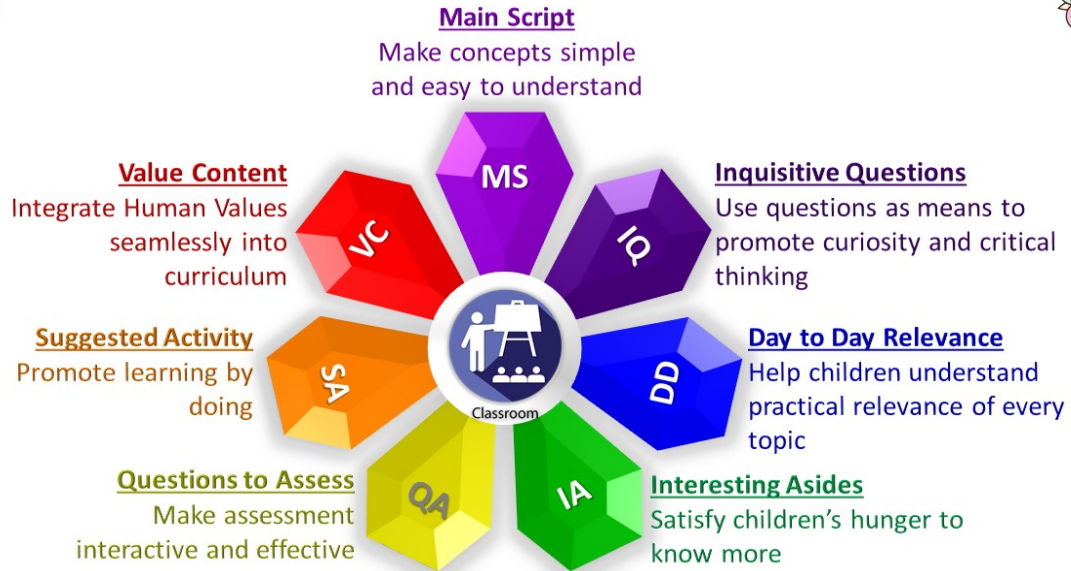
Board	Standard	Subject	Chapter	Language	Creation date
CBSE	STD II	English	Describing words	English	08-04-2022 13:56:08

### DISCLAIMER

1. Strictly not for Commercial use.
2. Provided on as is basis with no warranties of any kind.
3. Content that falls in Public Domain or common Knowledge facts can be used freely.
4. Some of the contents are owned by the Third parties and are used in compliance with their licensing conditions. Any one infringing the Copyright of such Third parties will be doing so at their own risks and costs.
5. Content can be downloaded and used for Personal, educational and informational purposes only. Any attempt to remove, alter, circumvent or distort the data that is accessed is illegal and strictly prohibited.



**Master Lesson Plan (MLP)** - Covers the entire chapter with the help of these 7 asset types



For more information on how to use the lesson plan effectively, please scroll to the guidelines at the end of this document.

## MS\_Importance of Adjectives

The teacher can introduce the types of Adjectives like Adjectives of Quality and Quantity after a revision exercise.

**Adjectives of Quality refer to: kind, size, shape, colour, of a person, place, animal or thing.**

**We can have more than one adjective to describe the nouns, as given in the examples below.**


Examples:

- a. This library has old books.



This library has old and new books.

- b. Asha has a small bag.



Asha has a small, blue bag.

- c. A big box was kept in the room.



A big, square box was kept in the room.

- d. Nitin is a tall boy.



Nitin is a tall and handsome boy.

- e. My mother made soft idlis for lunch.

My mother made soft, white idlis for lunch

## 2. Adjectives of Quantity:

Answer the questions:- How much? How many?

Adjectives of number show the exact number of nouns or their exact position.

Examples:

- a. There are forty students in the class.



- b. I ate two apples.  
c. He was the first to join the music class.  
d. bought six packets of pencils from the shop.

Adjectives of quantity also tell us about an approximate quantity, not the exact quantity. For

example: many, some, a few, enough, few all, any

Examples:

- a. Many people went to see the cricket match.



- b. They bought some fruits.



- c. There was little water left in the jug.



- d. He gave me a few oranges.

Teacher's Notes - Recapitulation Activity.

a) The teacher can start the class with a quick recapitulation exercise on what they have learnt

on “Adjectives” in the previous class by showing them some pictures and asking them to provide describing words for them. Example: Pictures of: an apple, a teddy bear, the sun, football, a girl, night.

b) Students’ responses can be written on the blackboard.

c) Then the teacher elicits the definition of Adjectives - Adjectives are words that describe or modify other words like nouns and pronouns.

The teacher when he/she does the revision or recapitulation activity may encourage the students to give more than one adjective to describe the nouns.

Examples:

- a. Teddy Bear - a big, brown Teddy Bear.
- b. Sun - a bright, yellow ball of fire.
- c. Girl - slim, pretty girl.

The teacher may draw two columns on the blackboard and write the examples under the headings as adjectives of Quality and Quantity.

Link to the images used in this asset:

1. Read: <https://pixabay.com/illustrations/read-reading-literacy-education-652384/>
2. Bag: <https://pixabay.com/illustrations/school-bag-back-pack-bag-classroom-4878120/>
3. Girl: <https://pixabay.com/illustrations/laughing-girl-cartoon-happy-3704801/>
4. Box: <https://pixabay.com/illustrations/present-package-gift-celebration-1893642/>
5. Boy: <https://pixabay.com/illustrations/child-little-boy-person-boy-wave-5765632/>
6. Class: SSSVV Image Gallery: Search keyword “classroom”
7. Cricket: <https://pixabay.com/illustrations/cricket-cricket-sport-ball-game-3311473/>
8. Fruits: SSSVV Image Gallery: Search Keyword “fruits”
9. Water: <https://pixabay.com/photos/glass-water-filling-water-jug-4126848/>

---

Time to teach	Asset type	Theme	Sub Theme
15 minutes	Main Script	Adjectives	Kinds of Adjectives

## SA\_Describing Pictures with Adjectives

**Type of Activity:** Pair work.

**Venue for the Activity:** Classroom.

**Materials Required:** The teacher should be ready with 4 or 5 sample pictures for distribution to the pairs with naming words written on them. (1 picture to a pair of students) If the number of students are more, then the sample pictures may be repeated as per the strength of the class.

### Procedure for the Activity

1. Teacher to get students seated in pairs.
2. To demonstrate the activity, the teacher holds up the sample picture to the whole class and requests students to provide adjectives to describe the picture using the nouns given.
3. Teacher to distribute a picture to each pair.
4. The teacher instructs students to use adjectives to describe the picture with their partner.
5. Each student can provide one or two adjectives for the noun or make at least one sentence using describing words for the nouns in the picture.



**Picture two boys and a girl sitting on the grass, with books in their hands.**

**Nouns to help them describe the picture: 1. Boys 2. Books. 3. Grass 4. Girl.**

**Expected responses from the students of a team:**

- I. There are two boys and a girl in this picture. ('Two' and 'a' are adjectives of number 'a' denoting 'one person' here.)
- II. They are holding books that have green, grey and brown covers. ( grey, green and brown are colours that describe the covers)
- III. They are sitting on the soft grass.
- IV. The girl is wearing a pretty dress.



---

**(The teacher can accept any suitable adjectives provided by the students.)**

**Troubleshooting:**

**If the teacher observes that some students are unable to make sentences then he/she can accept describing words (at least two adjectives) for the nouns given in the sample picture.**

Teacher's Notes.

**In the PPT for this topic two pictures have been provided for the teacher to guide the students on 'Picture Description' in pairs.**

**Link to the image used in this asset:**

<studying on the grass> - <SSSVV Gallery – tag studying on the grass>

Time to teach	Asset type	Theme	Sub Theme
20 minutes	Suggested Activity	Adjectives	Adjectives

## QA\_Assessment Time-On Adjectives

### EXERCISE - 1

**(Circle the adjectives in each sentence given below and underline the noun it describes)**

One has been done as an example for you.

He was wearing a red shirt.

Example - RED is the adjective that describes the noun SHIRT.

1. He is an honest man.
2. The big dog sat down on the carpet.
3. I bought a new dress for my birthday.
4. I have five fingers on my hand.
5. He slipped on the wet ground.

### EXERCISE - 2

**Use the adjectives in the box to complete the sentences given below :**

many, curly, hungry, juicy, helpful, sour, cruel

1. There was a --- dog in the kennel.
2. Rita has ---- hair.
3. We plucked----apples from the tree.
4. She is a kind and ----- child.

### EXERCISE - 3

**Look at the pictures and write two describing words for each of them. (Please put the pictures mentioned below in this document too.)**

**Example:**



**Two describing words for the Lion - strong and brave.**

1. -----, -----



2. -----, -----



3. -----, -----



4. -----, -----



Grandma

**ANSWER KEY.**

**EXERCISE 1**

1. **Honest** is the adjective that describes the noun **man**
2. **Big** is the adjective – describes the noun **dog**.
3. **New** is the adjective that describes the noun **dress**.
4. **Five** is the adjective describing the noun fingers.
5. **Wet** is the adjective that describes the noun **ground**.

**EXERCISE 2**

1. hungry 2. curly 3. juicy 4. helpful

**EXERCISE 3**

1. **Tortoise** ----- slow, old, heavy

2. **Flower** ----- pretty, pink, colourful
3. **School building** ----- strong, new, big
4. **Grandmother or Grandfather** ----- wise, kind, happy, loving.

Link to the images used in this asset:



1. <https://pixabay.com/vectors/lion-animal-mammal-standing-48160/>
2. <https://www.publicdomainpictures.net/en/view-image.php?image=73293&picture=cartoon-tortoise-clipart>
3. <https://www.publicdomainpictures.net/en/view-image.php?image=375589&picture=rose-painted-art-clipart>
4. <https://publicdomainvectors.org/en/free-clipart/School-building/84933.html>
5. <https://pixabay.com/photos/elderly-woman-old-elderly-5919192/>

Time to teach	Asset type	Theme	Sub Theme
15 minutes	Questions to Assess	Adjectives	Adjectives

## QA\_ Usage of Adjectives - Home Assignment

### EXERCISE 1

Underline the adjectives in the paragraph given below. (There are 8 adjectives)



One sunny day, my little puppy jumped on our blue sofa and played with his new toy. I liked to watch him play and it made me feel happy. Soon my playful puppy got tired. I picked up my sleepy puppy and laid him on his soft, round bed.

**EXERCISE 2**

Fill in the blanks with suitable adjectives using the words given below:



**Tasty, favourite, thin, many crispy, wonderful**

- We all love to eat ----- food.
- There are so ----- varieties of food, which are available all over the world.
- My ----- food is Masala Dosa.
- My mother makes---- and -----dosas.
- They have a \_\_\_\_\_ taste.

**ANSWER KEY.****Exercise 1**

**sunny day, little puppy, blue sofa, new toy, playful puppy, sleepy puppy, soft, round bed.**

**Exercise 2**

**a) tasty b) many c) favourite d) thin e) crispy f) wonderful**

Links to the image used in this asset:

- [https://www.freepik.com/free-vector/collection-different-chairs\\_1175533.htm#page=1&query=blue%20sofa%20clipart&position=0](https://www.freepik.com/free-vector/collection-different-chairs_1175533.htm#page=1&query=blue%20sofa%20clipart&position=0) Attribution Credit - brgfx
- [https://www.freepik.com/free-vector/cute-golden-retriever-playing-ball\\_10576725.htm#page=1&query=puppy%20playin&position=13](https://www.freepik.com/free-vector/cute-golden-retriever-playing-ball_10576725.htm#page=1&query=puppy%20playin&position=13) Attribution Credit - catalyststuff
- [https://www.freepik.com/free-vector/cute-shiba-inu-dog-sushi-cartoon-icon-illustration\\_11759971.htm#query=puppy%20sleeping&position=3](https://www.freepik.com/free-vector/cute-shiba-inu-dog-sushi-cartoon-icon-illustration_11759971.htm#query=puppy%20sleeping&position=3) Attribution Credit - catalyststuff
- <https://pixabay.com/photos/dosa-masala-dosa-food-india-kerala-2069313/>

## 5. Mother: SSSVV Image Gallery: Search Keyword “mother”

Time to teach	Asset type	Theme	Sub Theme
15 minutes	Questions to Assess	Adjectives	Adjectives

## **Master Lesson Plan**

<b>Seven Asset Methodology for MLP</b>	
What is the purpose of this Master lesson Plan?	This Master Lesson Plan (MLP) prepared by Sri Sathya Sai Vidya Vahini (SSSVV), covers the entire chapter for the given board. The MLP for the chapter given in the textbook is broken down into smaller modules known as assets. Any chapter can be taught using the 7 asset types in SSSVV methodology. Several different assets together complete the entire chapter. Depending on the requirement, each asset is supported by teaching aids such as animated presentation, audio, video, and learning aids such as worksheets. The MLP is for the teacher's preparation and the teaching aids are for use in the classroom.
How to use it?	You can prepare for your class with this MLP by following 3 simple steps: 1. Read your textbook; 2. Go through the information given in the assets (document & multimedia); 3. Prepare your teaching notes. Great! Now you are ready to transact the chapter.
Duration	Kindly note the duration given for each asset. Due care has been taken in planning the assets, to ensure the chapter is completed within the time specified by the Board. Note: Preparation time is not included in the asset duration. The teaching time depends on the duration of the teaching aids and is not impacted by the length of the MLP.
What is a 'Main Script' (MS) Asset?	The Main Script asset is there for explaining the main concepts of the chapter clearly. The information given in the textbook is simplified, organised and structured to give more clarity. Additionally, you may find a video or mnemonics or a graphic organiser to deepen the understanding of the concept.
How to teach using the MS asset?	Please use the blackboard, slides and interaction to develop the concept.
What is an 'Inquisitive Questions' (IQ) asset?	The Inquisitive Questions asset uses questions to promote higher order thinking like the n <sup>th</sup> why, what-if, new perspectives, cause-effect, and others, creating curiosity.
How to teach using the IQ asset?	You may use the questions to connect with the students, encourage exploration to engage them in the learning process. You may allow multiple responses and instead of rejecting any of the responses, ask why, before revealing the suggested answer or hints.
What is a 'Day to day Relevance' (DD) Asset?	The Day to Day Relevance asset helps students understand the practical relevance of every topic, making them eager participants in the classroom. If students connect the concepts to their environment, they would learn meaningfully without dislike or simply memorizing for exams.
How to teach using the DD asset?	You may use the asset by asking questions about their experience and use it to establish why they are learning the topic. If necessary you may substitute with a recent or local example.

What is an 'Interesting Aside' (IA) asset?	The Interesting Aside asset uses attention grabbing titbits or anecdotes to bring joy and satisfy the child's hunger to know more. This is a quick/short asset intended to bring attention back to the main concept being taught.
How to teach using the IA asset?	You may use this asset to give a piece of interesting information relevant to the topic, without prolonged explanation/discussion. You may suggest appropriate books for further reading.
What is a 'Suggested Activity' (SA) Asset?	The Suggested Activity asset provides a detailed step by step procedure for the teacher to conduct a hands-on activity. This promotes Activity Based Learning.
How to teach using the SA asset?	You may use this asset to energise your students to learn by doing simple, fun-filled activities based on the topic. The asset includes - preparation, activity, and follow-up. You may engage the students in the preparation and follow-up stages to develop collaboration and responsibility. You could try it once, yourself, before the actual delivery to be more comfortable with it. Note: The duration mentioned in the asset is usually for the activity part only.
What is a 'Value Content' (VC) Asset?	The Value Content asset integrates Universal Human Values (such as empathy, inclusivity, respect for nature that translates into responsible behaviour) seamlessly into the curriculum, as the "End of education is character".
How to teach using the VC asset?	You may use this asset to engage with the students to bring out their innate values and connect with the intrinsic values in the topic/concept. The asset includes pointers on the specific pedagogical technique followed.
What is a 'Questions to Assess' (QA) asset?	The Questions to Assess asset uses an interactive approach to check learning of different types of learners, and provides feedback to the teacher for appropriate action. The questions cater to all the levels of Bloom's Taxonomy. Questions from 'Apply' level and above enable students to reflect on their learning.
How to teach using the QA asset?	You may go through the slides to understand its flow and know when to click for the answer (slides include suggested answers). While presenting in the class, you may display the question and encourage multiple responses, before revealing the answer. In some cases, this asset may include extra questions/worksheet that can be given as homework.