



Master Lesson Plan for Gender

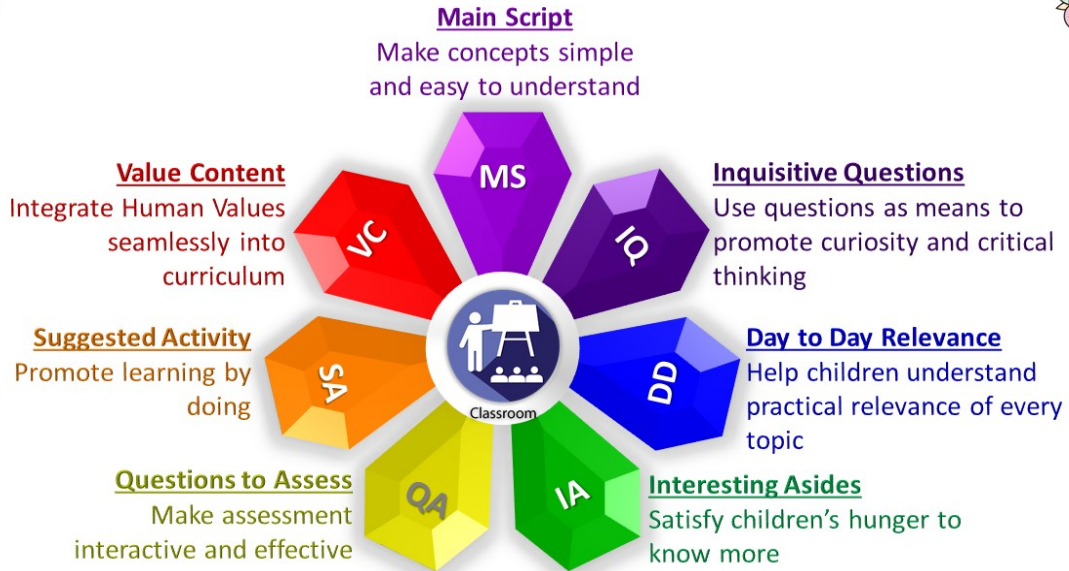
Board	Standard	Subject	Chapter	Language	Creation date
CBSE	STD II	English	Gender	English	02-05-2022 10:39:50

DISCLAIMER

1. Strictly not for Commercial use.
2. Provided on as is basis with no warranties of any kind.
3. Content that falls in Public Domain or common Knowledge facts can be used freely.
4. Some of the contents are owned by the Third parties and are used in compliance with their licensing conditions. Any one infringing the Copyright of such Third parties will be doing so at their own risks and costs.
5. Content can be downloaded and used for Personal, educational and informational purposes only. Any attempt to remove, alter, circumvent or distort the data that is accessed is illegal and strictly prohibited.



Master Lesson Plan (MLP) - Covers the entire chapter with the help of these 7 asset types



For more information on how to use the lesson plan effectively, please scroll to the guidelines at the end of this document.

MS_Knowing All About Genders

The teacher could begin the class with a quick recapitulation of what they have learnt about nouns so far.

- This could be done by eliciting examples for nouns.
- After elicitation, the teacher can write those nouns on the board separately in four columns.
- Examples of some expected nouns would be: girl, man, woman, tiger, teacher, book, park, baby, uncle etc.
- Using the examples given by the students the teacher draws the attention of the students to the fact that nouns can be divided into four kinds of genders namely masculine, feminine, common and neuter genders.
- The blackboard activity would be as follows:

Masculine	Feminine	Common	Neuter
man	girl	tiger	park
uncle	woman	teacher	book
		baby	

Gender Nouns

Nouns are divided into Masculine, Feminine, Common and Neuter genders based on what they denote.

Gender Nouns

Masculine	Feminine	Common	Neuter
-----------	----------	--------	--------

Masculine Gender

Masculine nouns are words used for men, boys and male animals and birds.

Examples: boy, man, grandfather, king, bull, peacock, rooster/cock

Feminine Gender

Feminine nouns are words used for girls, women and female animals and birds.

Examples: girl, women, grandmother, queen, cow, peahen, hen

Common Gender

A lot of nouns are used for both males and females. We call them **common gender**.

Common nouns refer to living things and Neuter nouns refer to non-living things.

Examples: doctor, student, baby, teacher, singer, dancer, lawyer, police officer, child, horse, dog, cousin, friend

Neuter Gender

Nouns that refer to things such as objects, machines, tools and places are called **neuter gender**.

Examples: table, pen, broom, school, book, computer, knife

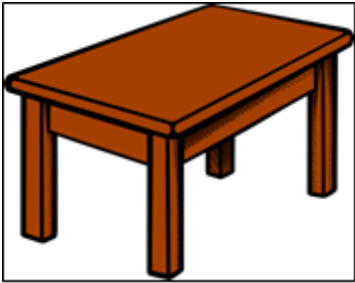
Some Common Nouns for people, animals and birds of male and female gender.

baby	dentist	horse	chicken
officer	parent	tiger	duck
manager	president	sheep	goose
astronaut	teacher	deer	elephant



Some Neuter Nouns that refer to things like objects and machines.

carpet	fire	chair	tower
museum	machine	floor	palace



Notes to the teacher:

- Examples stated above are just suggestions, but students can come up with a variety of nouns. This should be encouraged and taken up by the teacher.
- The students should be encouraged to use the nouns of different genders in sentences of their own to further strengthen the concept taught.

Links to the image used in this asset:

<doctor> - <<https://pixabay.com/illustrations/doctor-laptop-office-medical-male-3212067/>>

<baby> -<<https://pixabay.com/photos/baby-india-cute-indian-gujarat-5074000/>>

<children> - <<https://pixabay.com/illustrations/school-students-children-board-4527712/>>

<teacher> - <<https://pixabay.com/illustrations/male-man-teacher-professor-213729/>>

<table> - <<https://pixabay.com/vectors/table-furniture-wooden-1300555/>>

<pen> - <<https://pixabay.com/vectors/pen-black-ink-ballpoint-feather-33077/>>

<broom> - <<https://pixabay.com/vectors/brooms-cleaning-household-tool-1294961/>>

<knife> - <<https://pixabay.com/photos/knife-board-kitchen-food-cut-2162020/>>

Time to teach	Asset type	Theme	Sub Theme
---------------	------------	-------	-----------

15 minutes	Main Script	Nouns	Gender Nouns
------------	-------------	-------	--------------

SA_Fun with Genders

The teacher could use this activity as follows-

- Hands-on by getting the children involved in the activity as described below.
- Use the ppt to show the nouns and elicit answers from the students, individually.

Aim: To enable the students to identify the gender of the listed nouns.

Resources Required:

- 4 bowls/boxes for 4 types of genders. (Masculine, Feminine, Common, Neuter)
- Chits with the names of different genders.


Setting for the Activity: Indoor

Type of Activity: Individual Activity

Procedure:

Step 1: The teacher makes small chits with words of nouns or cards with pictures of different nouns of all four kinds of genders.

Step 2: The teacher then places 4 boxes or bowls labelled with the names of all 4 genders: Masculine, feminine, neuter and common gender.



Step 3: The teacher then calls each student to pick up one chit, read the word or identify the noun and give its gender, say it aloud and drop the chit into the right bowl/box.



Masculine



Common



Feminine



Neuter



Instructions to the Teacher:

- To make it more interesting, the teacher can take the help of the students to prepare the chits/cards.
- The number of chits may be equal to the class strength.

Links of the the images

Box :<https://pixabay.com/vectors/cardboard-box-open-empty-container-33607/>
 Paper :<https://pixabay.com/vectors/note-post-it-reminder-sticky-note-147951/>
 <peacock> <<https://pixabay.com/vectors/peacock-bird-animal-decorative-4955655/>>
 <queen> <https://pixabay.com/photos/women-indian-female-mother-woman-4419738/>

Time to teach	Asset type	Theme	Sub Theme
20 minutes	Suggested Activity	Nouns	Gender Nouns

QA_Write, Right Genders

The teacher could use the below worksheet as follows-

- By giving a printout of this worksheet to the students to answer independently.
- Using the PPT to orally elicit answers individually.

Worksheet on Genders

I. Match the masculine nouns to the feminine nouns:

- | | |
|----------------|----------------|
| 1. grandfather | A. queen |
| 2. boy | B. landlady |
| 3. bridegroom | C. grandmother |
| 4. king | D. girl |
| 5. landlord | E. bride |

II. Circle the nouns that can be either male or female:

teacher	madam	engineer	thief	officer
uncle	swimmer	wife	poet	brother

III. Complete the chart by filling in the missing gender words:

Masculine	Feminine
brother	
	aunt
	hen
fox	
	lioness
peacock	

bull elephant	
	tigress
boar	

IV. Write the following nouns in the right column:

boy	father	book	sugar
duke	queen	lake	baby
baker	cousin	peahen	parent
pilot	pen	poetess	niece

Masculine	Feminine	Common	Neuter

Answers

- 1-C, 2-D, 3-E, 4-A, 5-B
- teacher, engineer, thief, officer, swimmer
- sister, uncle, cock/rooster, vixen, lion, peahen, cow elephant, tiger, sow
- Masculine- boy, duke, baker, father
Feminine- queen, poetess, niece, peahen
Common- baby, pilot, cousin, parent
Neuter- book, pen, sugar, lake

Time to teach	Asset type	Theme	Sub Theme
15 minutes	Questions to Assess	Nouns	Gender Nouns

Master Lesson Plan

Seven Asset Methodology for MLP	
What is the purpose of this Master lesson Plan?	This Master Lesson Plan (MLP) prepared by Sri Sathya Sai Vidya Vahini (SSSVV), covers the entire chapter for the given board. The MLP for the chapter given in the textbook is broken down into smaller modules known as assets. Any chapter can be taught using the 7 asset types in SSSVV methodology. Several different assets together complete the entire chapter. Depending on the requirement, each asset is supported by teaching aids such as animated presentation, audio, video, and learning aids such as worksheets. The MLP is for the teacher's preparation and the teaching aids are for use in the classroom.
How to use it?	You can prepare for your class with this MLP by following 3 simple steps: 1. Read your textbook; 2. Go through the information given in the assets (document & multimedia); 3. Prepare your teaching notes. Great! Now you are ready to transact the chapter.
Duration	Kindly note the duration given for each asset. Due care has been taken in planning the assets, to ensure the chapter is completed within the time specified by the Board. Note: Preparation time is not included in the asset duration. The teaching time depends on the duration of the teaching aids and is not impacted by the length of the MLP.
What is a 'Main Script' (MS) Asset?	The Main Script asset is there for explaining the main concepts of the chapter clearly. The information given in the textbook is simplified, organised and structured to give more clarity. Additionally, you may find a video or mnemonics or a graphic organiser to deepen the understanding of the concept.
How to teach using the MS asset?	Please use the blackboard, slides and interaction to develop the concept.
What is an 'Inquisitive Questions' (IQ) asset?	The Inquisitive Questions asset uses questions to promote higher order thinking like the n^{th} why, what-if, new perspectives, cause-effect, and others, creating curiosity.
How to teach using the IQ asset?	You may use the questions to connect with the students, encourage exploration to engage them in the learning process. You may allow multiple responses and instead of rejecting any of the responses, ask why, before revealing the suggested answer or hints.
What is a 'Day to day Relevance' (DD) Asset?	The Day to Day Relevance asset helps students understand the practical relevance of every topic, making them eager participants in the classroom. If students connect the concepts to their environment, they would learn meaningfully without dislike or simply memorizing for exams.
How to teach using the DD asset?	You may use the asset by asking questions about their experience and use it to establish why they are learning the topic. If necessary you may substitute with a recent or local example.

What is an 'Interesting Aside' (IA) asset?	The Interesting Aside asset uses attention grabbing tidbits or anecdotes to bring joy and satisfy the child's hunger to know more. This is a quick/short asset intended to bring attention back to the main concept being taught.
How to teach using the IA asset?	You may use this asset to give a piece of interesting information relevant to the topic, without prolonged explanation/discussion. You may suggest appropriate books for further reading.
What is a 'Suggested Activity' (SA) Asset?	The Suggested Activity asset provides a detailed step by step procedure for the teacher to conduct a hands-on activity. This promotes Activity Based Learning.
How to teach using the SA asset?	You may use this asset to energise your students to learn by doing simple, fun-filled activities based on the topic. The asset includes - preparation, activity, and follow-up. You may engage the students in the preparation and follow-up stages to develop collaboration and responsibility. You could try it once, yourself, before the actual delivery to be more comfortable with it. Note: The duration mentioned in the asset is usually for the activity part only.
What is a 'Value Content' (VC) Asset?	The Value Content asset integrates Universal Human Values (such as empathy, inclusivity, respect for nature that translates into responsible behaviour) seamlessly into the curriculum, as the "End of education is character".
How to teach using the VC asset?	You may use this asset to engage with the students to bring out their innate values and connect with the intrinsic values in the topic/concept. The asset includes pointers on the specific pedagogical technique followed.
What is a 'Questions to Assess' (QA) asset?	The Questions to Assess asset uses an interactive approach to check learning of different types of learners, and provides feedback to the teacher for appropriate action. The questions cater to all the levels of Bloom's Taxonomy. Questions from 'Apply' level and above enable students to reflect on their learning.
How to teach using the QA asset?	You may go through the slides to understand its flow and know when to click for the answer (slides include suggested answers). While presenting in the class, you may display the question and encourage multiple responses, before revealing the answer. In some cases, this asset may include extra questions/worksheet that can be given as homework.