



Master Lesson Plan

for

Joining Two Words

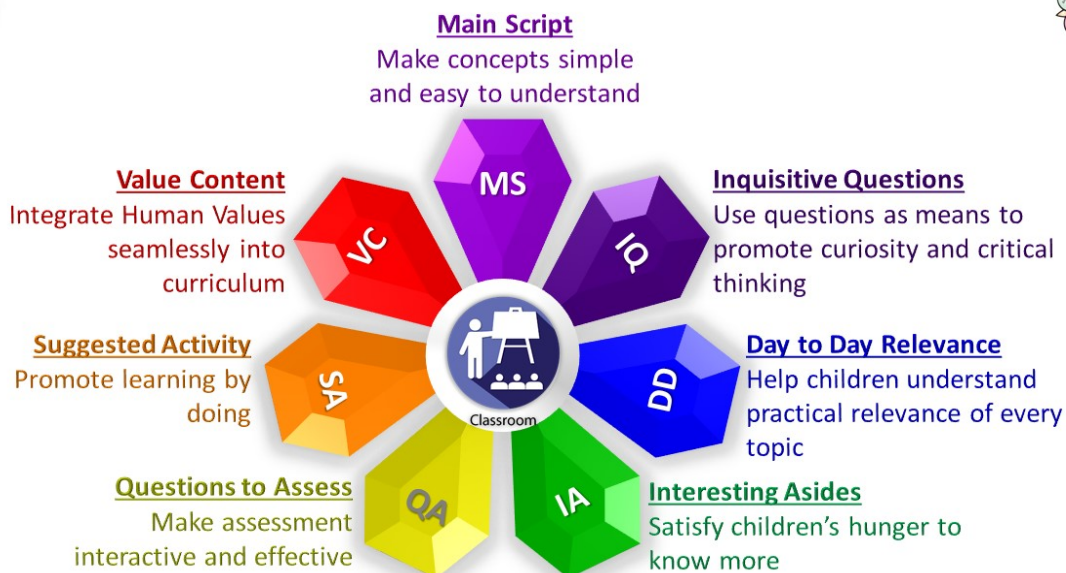
Board	Standard	Subject	Chapter	Language	Creation date
CBSE	STD II	English	Joining Two Words	English	20-12-2022 10:07:53

DISCLAIMER

1. Strictly not for Commercial use.
2. Provided on **as is** basis with no warranties of any kind.
3. Content that falls in Public Domain or common Knowledge facts can be used freely.
4. Some of the contents are owned by the Third parties and are used in compliance with their licensing conditions. Any one infringing the Copyright of such Third parties will be doing so at their own risks and costs.
5. Content can be downloaded and used for Personal, educational and informational purposes only. Any attempt to remove, alter, circumvent or distort the data that is accessed is illegal and strictly prohibited.



Master Lesson Plan (MLP) - Covers the entire chapter with the help of these 7 asset types



For more information on how to use the lesson plan effectively, please scroll to the guidelines at the end of this document.

MS_Knowing Compound Words

The teacher could begin the class by writing a few words like note, fly, sun, house, light and book on the board, and asking them to try and join any two words to make a new word.

The students could come up with answers like..... **notebook, sunlight, housefly**. The teacher could pose another question as to what the above words have in common. Actually nothing..... except that they all happen to be compound words. With these examples **Joining two words** or **Compound words** can be introduced.

What are Compound Words?

A compound word is formed when two smaller words are combined/joined to make a new word.

Examples:



There are three different types that are important. They are -

- closed form
- open form
- hyphenated

Examples:

Closed Compounds - there is no space or hyphen between the words	Open Compounds - there is an open space between the words	Hyphenated Compounds- a hyphen separates the words
butterfly	full moon	merry-go-round
rainbow	high school	get-together
earthworm	ice cream	long-term
popcorn	living room	one-half
fireman	post office	mother-in-law

Closed Compound Words:

- There is no space or hyphen between the words

Examples:

- mail + box = mailbox




- grand + mother = grandmother



- jelly + fish = jellyfish



- wind + mill = windmill



- in + side = inside

- grass + hopper = grasshopper





- sun + flower = sunflower

- moon + light = moonlight



- basket + ball = basketball

Compound Words in sentences :

1. My **grandmother** is coming home for the holidays.
2. The **earthworm** is a friend of the farmer.
3. I like to watch **butterflies** fly.
4. Vikram is eating **popcorn**.
5. Renu is playing **basketball**.

Notes to the teacher:

- The students should be encouraged to use compound words in sentences of their own.
- To reinforce the concept, students could be paired and asked to write two compound words that they are familiar with. This could be read out loud and shared with the others.

Link to Image sources:

note - <https://pixabay.com/photos/blank-board-business-cork-board-89184/>
 Book - <https://pixabay.com/photos/a-book-embossing-leather-empty-3040862/>
 Notebook - <https://pixabay.com/photos/notebook-page-open-notepad-5978603/>
 Earth - <https://pixabay.com/photos/earth-planet-space-world-11008/>
 Worm - <https://pixabay.com/photos/millipede-myrriapoda-centipede-11116/>
 Earthworm - <https://pixabay.com/photos/worm-vermiculture-humus-earth-soil-1140767/>
 Tooth - <https://pixabay.com/vectors/dentist-teeth-tooth-happy-smiling-158225/>
 Brush - <https://pixabay.com/vectors/brush-construction-jims-card-paint-1297095/>
 toothbrush - <https://pixabay.com/vectors/toothbrush-green-dental-hygiene-311373/>
 Postbox - <https://pixabay.com/vectors/mail-post-letter-envelope-mailbox-6551666/>
 grandmother - <SSSVV>
 Jellyfish - <https://pixabay.com/vectors/animal-art-forms-in-nature-jellyfish-1298203/>
 windmill - <SSSVV>
 Grasshopper - <https://pixabay.com/vectors/animal-grasshopper-insect-nature-1296187/>
 Sunflower - <https://pixabay.com/vectors/sunflower-summer-plant-garden-1563432/>
 basketball - <<https://pixabay.com/vectors/basketball-ball-sports-orange-157925/>>

Time to teach	Asset type	Theme	Sub Theme
15 minutes	Main Script	More About Sentences	Compound Sentences

SA_Magic with Compound Words

Notes to the teacher:

- Students form compound words using the help box and picture clues
- Teacher to distribute the worksheet to each student, explain and give directions to use the worksheet along with time limit
- Teacher to discuss the answers after the time limit of ten minutes are over
- **A pdf format of the worksheet is also provided so that photocopies can be made**

Worksheet for Compound Words

Aim: Students will be able to identify words that can be made into compound words

Resources Required: Printouts of worksheets

Setting for the activity: Indoors

Type of activity: Individual

Preparation: To get the required number of worksheet copies to class

Procedure: Teacher may distribute the worksheet to each student to work on, guiding them to form compound words.

Observation: Students can identify the words that can be joined to form compound words and also be able to form them.

Precautions: Teacher should give instructions to the students that discipline is to be maintained throughout the activity






Troubleshooting: If a student is unable to answer, the teacher can help/prompt him/her to get started.

Worksheet for Compound Words

Make compound words using the words given in the help box. One has been done for you

ant	hopper	paste	fall
tooth	water	note	rays
butter	hill	grass	rain

book	ball	foot	sun
toe	nail	fly	sea
lady	horse	bird	bow

sea + horse = seahorse	 seahorse
	 anthill
	 grasshopper
	 toothpaste
	 waterfall
	 notebook
	 sunrays
	 rainbow
	

	football
	 toenail
	 ladybird
	 butterfly

Answers:

seahorse, anthill, grasshopper, toothpaste, waterfall, notebook, sunrays, rainbow, football, toenail, ladybird, butterfly

Links to the images used in this asset:

1. <seahorse> <<https://pixabay.com/illustrations/seahorse-fish-animal-blue-water-5435384/>>
2. Grasshopper – <https://pixabay.com/vectors/animal-grasshopper-insect-nature-1296187/>
3. <termitehill> <<https://pixabay.com/photos/termite-hill-termites-mound-dharwad-238384/>>
4. <toothpaste> <<https://pixabay.com/photos/toothbrush-toothpaste-dental-care-571741/>>
5. waterfall - <https://pixabay.com/vectors/waterfall-water-nature-landscape-310140/>
6. <notebook> <<https://pixabay.com/photos/notebook-page-open-notepad-5978603/>>
7. <sunrays> <https://pixabay.com/vectors/plant-photosynthesis-sunlight-leaf-3759893/>
8. <butterfly> <<https://pixabay.com/illustrations/butterfly-clip-art-butterflies-4117065/>>
9. <rainbow> <<https://pixabay.com/illustrations/rainbow-cute-arts-kids-clipart-5112211/>>
10. <football> <<https://pixabay.com/vectors/football-soccer-ball-sport-147854/>>
11. <feet> <<https://pixabay.com/photos/feet-barefoot-outside-wet-1176612/>>
12. <ladybird> <<https://pixabay.com/photos/ladybug-seven-spot-ladybird-beetle-5279651/>>

Time to teach	Asset type	Theme	Sub Theme
20 minutes	Suggested Activity	More About Sentences	Compound Sentences

QA_Fun Forming Compound Words

Notes to the teacher:

The teacher could use the following exercise











- As a worksheet for students to work on, independently in the class.
- Using the ppt to elicit answers, orally.

Worksheet On Compound Words

I. Write the compound words

1. door + mat = _____
2. grand + father = _____
3. pop + corn = _____
4. after + noon = _____
5. moon + light = _____

II. Write the compound words using the pictures as clues and draw the compound word formed.

WORDS	COMPOUND WORDS	DRAW
sun + flower 	sunflower 	
rain + bow 	rainbow 	
basket + ball 	basketball 	
arm + chair 	armchair 	
butter + fly 	butterfly 	

star + fish □ □	starfish □	
--------------------	---------------	--

III. Circle the compound words

pancake	people	please	panda
poster	fireworks	computer	teapot
sunlight	student	football	strawberry
ending	bamboo	snowfall	children

IV. Fill in the blanks with compound words. Use the help box.

firefighter	bluebird	jellyfish
grandmother	fireflies	raindrops

- The _____ look beautiful in the dark.
- The _____ formed a puddle.
- We watched as the _____ climbed the ladder.
- Each morning a _____ sings a song to me.
- My _____ is a good cook.
- The _____ are very harmful.

V. Make sentences with the following compound words.

- toothbrush: _____
- airport: _____

Answers:

- I. 1. doormat 2. grandfather 3. popcorn 4. afternoon 5. moonlight**
- II. 1. sunflower 2. rainbow 3. basketball 4. armchair 5. butterfly 6. starfish**
- III. pancake, fireworks, teapot, sunlight, football, strawberry, snowfall**
- IV. 1. fireflies 2. raindrops 3. firefighter 4. bluebird 5. grandmother 6. jellyfish**
- V. Own answers, examples- 1. I use a toothbrush to clean my teeth.**
2. We can see a lot of aeroplanes at the airport.

Links to the images used in this asset:

<sun><SSSVV>
 <flower> <SSSVV>
 <sunflower> <SSSVV>
 <rain> <SSSVV>
 <bow> <SSSVV>
 <rainbow> <<https://pixabay.com/illustrations/rainbow-cute-arts-kids-clipart-5112211/>>
 <basket> <SSSVV>
 <ball> <<https://pixabay.com/vectors/ball-gold-round-shiny-gloss-149922/>>
 <basketball> <<https://pixabay.com/vectors/basketball-ball-sports-orange-157927/>>
 <butter> <<https://pixabay.com/photos/butter-knife-ingredient-food-4872620/>>
 <fly> <<https://pixabay.com/vectors/animal-bug-fly-insect-1295160/>>
 <butterfly> <<https://pixabay.com/vectors/animal-butterfly-chromatic-flying-2027356/>>
 <star> <<https://pixabay.com/illustrations/star-black-silhouette-shape-design-937527/>>
 <fish> <<https://pixabay.com/illustrations/clipart-fish-sea-water-swim-3418189/>>
 <starfish> <<https://pixabay.com/vectors/starfish-purple-pink-sea-tropical-303554>>
 <arm> <<https://pixabay.com/vectors/arm-friend-friendship-gesture-2025687/>>
 <chair> <<https://pixabay.com/illustrations/chair-wooden-hard-seat-seating-316889/>>
 <armchair> <<https://pixabay.com/illustrations/furniture-chair-back-seats-vector-2315966/>>

Time to teach	Asset type	Theme	Sub Theme
15 minutes	Questions to Assess	More About Sentences	Compound Sentences

Master Lesson Plan

Seven Asset Methodology for MLP

What is the purpose of this Master lesson Plan?	This Master Lesson Plan (MLP) prepared by Sri Sathya Sai Vidya Vahini (SSSVV), covers the entire chapter for the given board. The MLP for the chapter given in the textbook is broken down into smaller modules known as assets. Any chapter can be taught using the 7 asset types in SSSVV methodology. Several different assets together complete the entire chapter. Depending on the requirement, each asset is supported by teaching aids such as animated presentation, audio, video, and learning aids such as worksheets. The MLP is for the teacher's preparation and the teaching aids are for use in the classroom.
How to use it?	You can prepare for your class with this MLP by following 3 simple steps: 1. Read your textbook; 2. Go through the information given in the assets (document & multimedia); 3. Prepare your teaching notes. Great! Now you are ready to transact the chapter.
Duration	Kindly note the duration given for each asset. Due care has been taken in planning the assets, to ensure the chapter is completed within the time specified by the Board. Note: Preparation time is not included in the asset duration. The teaching time depends on the duration of the teaching aids and is not impacted by the length of the MLP.
What is a 'Main Script' (MS) Asset?	The Main Script asset is there for explaining the main concepts of the chapter clearly. The information given in the textbook is simplified, organised and structured to give more clarity. Additionally, you may find a video or mnemonics or a graphic organiser to deepen the understanding of the concept.
How to teach using the MS asset?	Please use the blackboard, slides and interaction to develop the concept.
What is an 'Inquisitive Questions' (IQ) asset?	The Inquisitive Questions asset uses questions to promote higher order thinking like the n th why, what-if, new perspectives, cause-effect, and others, creating curiosity.
How to teach using the IQ asset?	You may use the questions to connect with the students, encourage exploration to engage them in the learning process. You may allow multiple responses and instead of rejecting any of the responses, ask why, before revealing the suggested answer or hints.
What is a 'Day to day Relevance' (DD) Asset?	The Day to Day Relevance asset helps students understand the practical relevance of every topic, making them eager participants in the classroom. If students connect the concepts to their environment, they would learn meaningfully without dislike or simply memorizing for exams.
How to teach using the DD asset?	You may use the asset by asking questions about their experience and use it to establish why they are learning the topic. If necessary you may substitute with a recent or local example.

What is an 'Interesting Aside' (IA) asset?	The Interesting Aside asset uses attention grabbing titbits or anecdotes to bring joy and satisfy the child's hunger to know more. This is a quick/short asset intended to bring attention back to the main concept being taught.
How to teach using the IA asset?	You may use this asset to give a piece of interesting information relevant to the topic, without prolonged explanation/discussion. You may suggest appropriate books for further reading.
What is a 'Suggested Activity' (SA) Asset?	The Suggested Activity asset provides a detailed step by step procedure for the teacher to conduct a hands-on activity. This promotes Activity Based Learning.
How to teach using the SA asset?	You may use this asset to energise your students to learn by doing simple, fun-filled activities based on the topic. The asset includes - preparation, activity, and follow-up. You may engage the students in the preparation and follow-up stages to develop collaboration and responsibility. You could try it once, yourself, before the actual delivery to be more comfortable with it. Note: The duration mentioned in the asset is usually for the activity part only.
What is a 'Value Content' (VC) Asset?	The Value Content asset integrates Universal Human Values (such as empathy, inclusivity, respect for nature that translates into responsible behaviour) seamlessly into the curriculum, as the "End of education is character".
How to teach using the VC asset?	You may use this asset to engage with the students to bring out their innate values and connect with the intrinsic values in the topic/concept. The asset includes pointers on the specific pedagogical technique followed.
What is a 'Questions to Assess' (QA) asset?	The Questions to Assess asset uses an interactive approach to check learning of different types of learners, and provides feedback to the teacher for appropriate action. The questions cater to all the levels of Bloom's Taxonomy. Questions from 'Apply' level and above enable students to reflect on their learning.
How to teach using the QA asset?	You may go through the slides to understand its flow and know when to click for the answer (slides include suggested answers). While presenting in the class, you may display the question and encourage multiple responses, before revealing the answer. In some cases, this asset may include extra questions/worksheet that can be given as homework.