



Master Lesson Plan for Adjectives Level 3

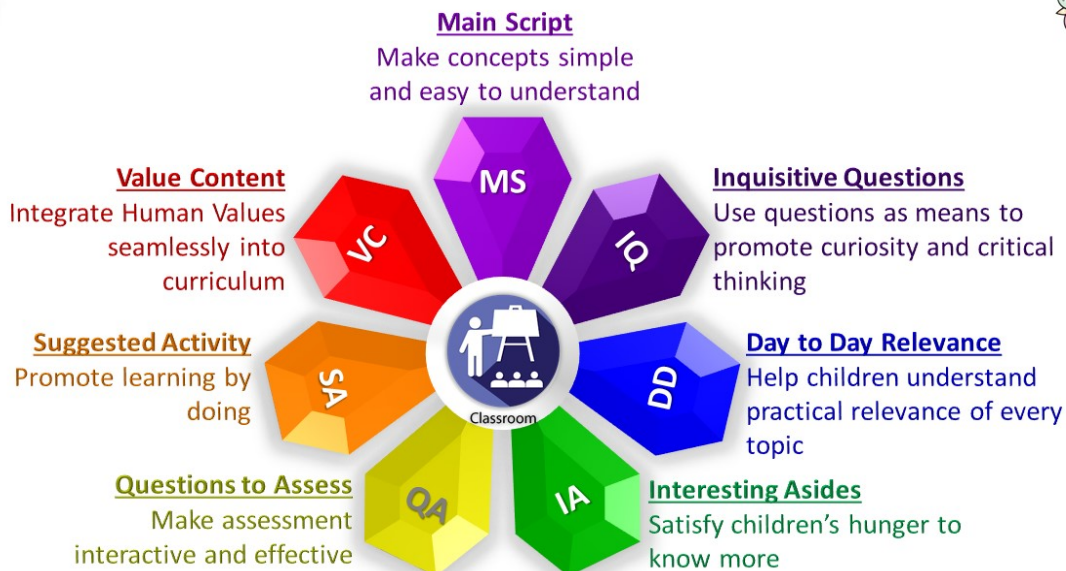
Board	Standard	Subject	Chapter	Language	Creation date
CBSE	STD III	English	Adjectives Level 3	English	03-10-2022 12:23:49

DISCLAIMER

1. Strictly not for Commercial use.
2. Provided on **as is** basis with no warranties of any kind.
3. Content that falls in Public Domain or common Knowledge facts can be used freely.
4. Some of the contents are owned by the Third parties and are used in compliance with their licensing conditions. Any one infringing the Copyright of such Third parties will be doing so at their own risks and costs.
5. Content can be downloaded and used for Personal, educational and informational purposes only. Any attempt to remove, alter, circumvent or distort the data that is accessed is illegal and strictly prohibited.



Master Lesson Plan (MLP) - Covers the entire chapter with the help of these 7 asset types



For more information on how to use the lesson plan effectively, please scroll to the guidelines at the end of this document.

MS_Objectives-Demonstrative Adjectives

Asset Description: The teacher will be able to get an overview of the asset objectives in the MLP for the chapter—Demonstrative Adjectives.

Notes to the teacher: This asset lays down the proposed plan for transacting this chapter. It states the asset objectives of the MLP.

This asset is for the teacher’s reference and need not be taught to the students.

Content:

Students will be able to :

- analyse the usage of demonstrative adjectives from their previous learning
- identify demonstrative adjectives
- relate their own experiences using demonstrative adjectives from their surroundings
- demonstrate their understanding on demonstrative adjectives
- enjoy the board game on demonstrative adjectives
- use demonstrative adjectives appropriately
- identify and apply demonstrative adjectives
- understand the importance of good behaviour

Time to teach	Asset type	Theme	Sub Theme
2 minutes	Main Script	Adjectives	Kinds of Adjectives

IQ_ Quiz Lovers

Asset Title:Quiz Lovers

Brief description(Objective): Students will be able to apply their knowledge on types of adjectives like adjectives of quality , quantity and numbers.

Teaching Aids provided: PPT

Teaching Learning Materials (TLM) :N.A

Notes to the teacher: The teacher should prepare a questionnaire for the quiz activity. If there is any difficulty in answering,the teacher can ask leading questions. The teacher may conduct the quiz or ask one of the students to do it.

Let's begin the Quiz.

1.An adjective is a word that describes a

- a) verb b) preposition c) adverb d) noun

2. Many children are playing in the park. What type of Adjective is **many**?

- a) adjective of quality b) adjective of quantity c) adjective of number d) demonstrative adjective.

3. The **old** man asked for help. The adjective **old** in this sentence is _____.

- a) adjective of number b) adjective of quantity c) adjective of quality d) possessive adjective.

4.Choose the correct adjective and fill in the blanks.

a) The red bird flew _____ than the other birds.

- i) fast ii) fastest iii) fatter iv) faster



Birds Flying= <https://www.rawpixel.com/image/3284792/free-photo-image-flying-parrot-bird-macaw>

b). Sunita is wearing a _____ dress for the party.

- i) stylish ii) thin iii) shabby iv) dirty



<https://pixabay.com/photos/sari-indian-clothing-fashion-silk-351106/>

c). There are _____ colours in a rainbow.

- i) ten ii) six iii) seven iv) four



<https://pixabay.com/vectors/rainbow-multicoloured-prism-2278774/>

d). Anil came _____ in the race .

i) first ii) late iii) low d) happy.



<https://www.maxpixel.net/Children-Sports-Running-2837486>

5. Fill in the blank with a suitable adjective Tanya is a _____ dancer.

6. Provide the comparative form of the adjectives : a) pretty b) bad c) good d) lazy

ANSWER KEY

1) Nouns.

2) Many— adjective of Quantity

3). Old— adjective of quality.

4a) faster b) stylish c) seven. d) first.

5. The teacher can accept any one of these adjectives as the answer— a) good b) graceful c) wonderful d) beautiful

6. a) prettier than b) worse than c) better than d) lazier than.

Time to teach	Asset type	Theme	Sub Theme
8 minutes	Inquisitive Questions	Adjectives	Kinds of Adjectives

SA_Board Game-Demonstrative Adjectives

Asset Description: Students will be able to use the demonstrative adjectives appropriately and enjoy the game.

Resources Required: a) Dice - depending on the number of groups.

b) Boards (Cardboard) with noun- pictures and noun-words stuck on it.

Setting for the activity: Indoor.

Preparation of Activity: Organising students into groups of four or five each, depending on the strength of the class and distribution of material.

Role of the teacher: Facilitator.

Procedure

In this demonstrative adjectives board game, students describe various nouns using this, that, these or those as adjectives.

a) In groups, students take turns to roll the dice and move their counter along the board. If a student lands on a noun- picture square, they make a sentence describing the noun using the demonstrative adjectives 'this' or 'these' and an adjective from the game board, e.g. 'This white puppy is sleeping', 'These big books are mine'

b) If a student lands on a noun-word square, they make a sentence describing the noun with 'that' or 'those' and an adjective from the board, e.g. 'That school is big' , 'Those girls are wearing new frocks.'

c) Their partner listens to the sentence and judges whether it is correct. If it is, the student stays on the square. If not, the student moves back two squares. The first student to reach the finish square is the winner.

d) If there is a dispute, then the teacher/facilitator steps in to resolve the situation, if the sentence is correct or not.

Observation: Students are able to play the game with the instructions given in the procedure.

Instructions to the teacher:

- Explain how to play the game on demonstrative adjectives with the help of PPT slide before the students begin to play in groups.
- Teacher to facilitate smooth flow of the activity.
- Encourage all students to participate.

Follow-up activity: Discussion questions.

Precautions: (If any--optional) Maintaining discipline.

Troubleshooting: The teacher ensures that the students play the game without creating much noise and helps the group that is not able to do the activity confidently.

Time to teach	Asset type	Theme	Sub Theme
15 minutes	Suggested Activity	Adjectives	Demonstrative Adjectives

IA_Neighbouring Sounds

Brief Description: Students will be able to take delight in reciting a poem on Demonstrative Adjectives

Teaching Aids Provided: PPT.

Notes to the teacher: The teacher could begin the class by reading the poem aloud to the students. Then the students may repeat and recite the poem.

NEIGHBOURING SOUNDS

This rooster and this hen,
Live in a coop,
cause they like it there.
But that hare and that squirrel,
Live in a hole.
cause they feel safe there.
These cows and these sheep,
Live on my farm,
Chewing the green grass.
But those sparrows and those parrots live on trees,
Chirping and chattering in the breeze.
But this rooster and that hare,
This hen and that squirrel,
These cows and those sheep,
Those sparrows and those parrots.
All make a lot of noise. Do you know why?

Time to teach	Asset type	Theme	Sub Theme
7 minutes	Interesting Asides	Adjectives	Kinds of Adjectives

DD_Conversation at a toy a shop.

Brief description (Objective): Students will be able to relate to the activities that they see in their surroundings.

Teaching Aids provided: PPT

Note to the teacher: The teacher may ask the students to bring some toy cars, create a shop-like scene in the classroom and ask three students to read the conversation that follows.

Conversation at a toy shop

Fill in the blanks with suitable demonstrative adjectives in the conversation given below.

Vinay: I would like to buy some of those small cars.

Sanjay: Why don't you ask the shopkeeper?

Vinay: (to the shopkeeper) Excuse me Sir, I would like to buy some cars for my younger brother.

Shopkeeper: Of course, which ones do you like?

Vinay: I like the blue ones.

Shopkeeper: (showing a big red car) You may take a look at ___ car, it is the latest model.

Sanjay: My friend is not fond of ___ type of car.

Vinay: I like ___ blue cars the most.

Shopkeeper: ___ ones?

Vinay: Yes. How much are they for?

Shopkeeper: They are for sixty rupees.

Vinay: That's fine. I'll take them.

ANSWER KEY

Shopkeeper: You may take a look at this car, it is the latest model

Sanjay: My friend is not fond of that type of car.

Vinay: I like those blue cars the most.

Shopkeeper: These ones?

Time to teach	Asset type	Theme	Sub Theme
8 minutes	Day-to-day Relevance	Adjectives	Kinds of Adjectives

VC_Watch your behaviour

Teaching Aids Provided: PPT

Concept-Value Connection: A **Demonstrative adjective** is used to specifically describe the position of something or someone in place or time.

Similarly, the way we speak, act or conduct ourselves describes our behaviour.

Type: *Value song*

Notes to the teacher:

The teacher can present a few situations given below and ask the children to say whether the act is right or wrong.

1. Ram brought **that** chair for his grandfather to sit on.
2. **Those** boys were throwing litter on the ground.
3. Atul comes and cleans **this** park every week.
4. Rita made some delicious cookies for **these** poor children.
5. **This** boy always listened to and respected his parents.
6. **These** boys were throwing stones at the dog.

Discussion points

There are countless ways of expressing good behavior that we need to follow.

Here are a few examples of polite behaviour or etiquette that we can practice in our day-to-day life:

- Use magic words like please, thank you, excuse me, sorry etc. wherever and whenever necessary.
- Be honest and truthful.
- Have a smiling face.
- Be friendly and play without fighting.
- Always greet elders with respect.
- Help others and care for them.

Value song:



<https://pixabay.com/illustrations/singing-children-song-sing-child-18382/>

We have learned, we have learned
 What the words Right Action say
 We must do what we know is right
 Every day and every night.

Think of Love, think of Peace
 Think of Truth in all you do
 Find these values in your heart
 As each new day you do start.

If you use these values true
 Right is all that you can do
 And happiness with all you'll share
 Because with these they'll know you care.

<http://sssbpt.org/audio/EHV/Track10.mp3>

Points to Ponder/Reflect upon:

It is very important to behave well at all times, whether it is at home, school or in the society

- Everyone likes people who are courteous and use kind words.
- Good behavior helps you to keep a good relationship with everyone.
- It helps you to be positive and cheerful throughout the day.

Time to teach	Asset type	Theme	Sub Theme
7 minutes	Value Content	Right Action	Good Behaviour

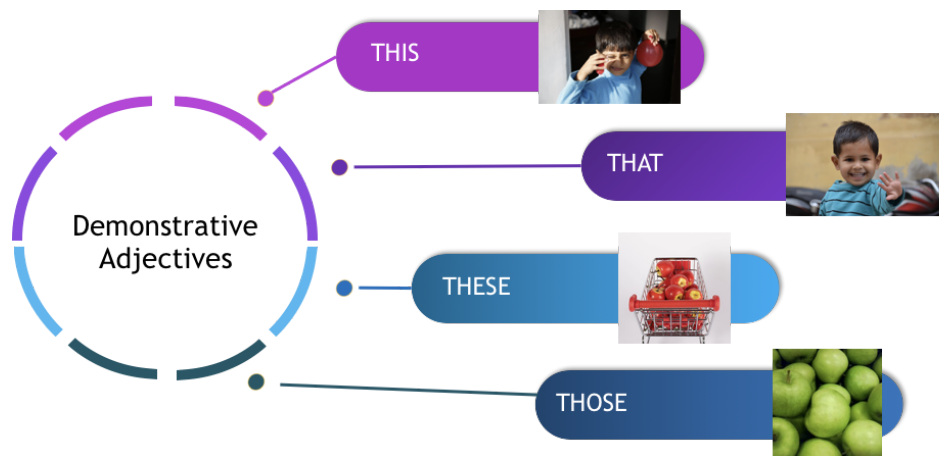
MS_Learning about Demonstrative Adjectives

Brief description:

Objective: Students will be able to distinguish between the different types of demonstrative adjectives.

Teaching Aids Provided: PPT.

Content-The teacher could use the chart given below to explain the different types of Demonstrative Adjectives.



Boy: <https://pixabay.com/photos/balloon-blue-boy-expression-funny-1840075/>

Red Apples: <https://www.flickr.com/photos/30478819@N08/45859413484> By Marco Verch Professional Photographer

Green Apples: <https://www.flickr.com/photos/75662745@N00/272310471> By Paola

Boy: <https://pixabay.com/photos/child-merry-india-pleasure-young-787712/> By Yolanda

The teacher could write the following sentences on the chalkboard and then explain their usage.

This boy is strong.

That boy is weak.

These apples are sweet.

Those apples are green.

In the above sentences, adjectives - this, that, these and those are used to point out persons or things. Such adjectives are called Demonstrative Adjectives, they answer the question: Which? Distance- How far and how near?

Demonstrative adjectives come before the noun (e.g., "**this** big dog", "**that** huge one in the corner"). In these examples, the noun or pronoun being modified is in bold.

This **shark** is dangerous.
 That **lady** looks happy.
 Take these **ones** away.
 Put those **biscuits** in the tin.

The teacher can then give the definition of the term - Demonstrative Adjectives.

What are Demonstrative Adjectives?

Demonstrative adjectives are special adjectives (often known as determiners) that identify a noun or pronoun by expressing its position as near or far (including time). The demonstrative adjectives are 'this,' 'that,' 'these,' and 'those.'

Demonstrative adjectives denote number, they tell whether the noun it modifies is singular or plural.

Examples: This and That are the singular forms, and these and those are the plural forms.

	SINGULAR	PLURAL
Close	this book belongs to me	These books belong to me
Farther away	that book is my sister's	those books are my brother's

Ordinal numbers like first, third, fifth, seventh, nineteenth can also be used as demonstrative adjectives.

Examples: The **first** examination was on Thursday.

It's her **fifth** birthday.

Our house is on the **third** floor.

The telephone was invented in the **nineteenth** century.

Red is the **seventh** colour in the rainbow.

Notes to the Teacher- The teacher could revise Kinds of Adjectives like adjectives of quality and

number before introducing Demonstrative Adjectives.

Time to teach	Asset type	Theme	Sub Theme
15 minutes	Main Script	Adjectives	Kinds of Adjectives

QA_Testing Demonstrative Adjectives

Brief Description: Objective – Students will be able to apply the concept to the various exercises.

Teaching Aids provided: PPT

Notes to the teacher: The teacher may present the questions and allow the students to write or say the answers before revealing them. The teacher may write the exercises on the black board for students to do in their exercise books or take printouts of the exercises and distribute them to the children.

Content:

I. Underline the Demonstrative adjectives in the sentences given below.

- i. This blue dress is mine, but that red one is hers.
- ii. These books are hers, but those books are mine.
- iii. I want those green marbles.
- iv. Please give this pen to me.
- v. These cakes are delicious. May I have another one?
- vi. I can't finish reading those letters today. I'll read them tomorrow.
- vii. This picture was taken in India. Those mountains you see in the backdrop are the Himalayas.
- viii. He wants those skating shoes for practice.
- ix. Kavita, could you please make those delicious vadas you made, again on my birthday?
- x. These girls are my classmates.

II. Convert the Demonstrative adjectives into their plural form.

Example. This mouse is grey.

These mice are grey.

- i. That child is very active. _____

- ii. This mango is very tasty _____
- iii. This pencil is not mine. _____
- iv. That jackfruit is expensive. _____
- v. That baby is sleeping. _____

III. Read the picture story and answer the questions.

Read the picture story below.

Preeti: Look at this advertisement! This shop has a huge sale today.

You will get all those items at reduced prices.

Pooja: Well I need some frocks, a pair of trousers and some decorations for my new house. Will I get all these items from this store?

Preeti: Sure you should get all these items from this store. Let's hurry and not miss this golden opportunity.



Answer the questions as per the story.

1. What is 'this' referring to in the story?
2. Which Demonstrative adjectives are used for the items?
3. Which demonstrative adjective is used for the phrase 'golden opportunity'?

ANSWER KEY

I. UNDERLINE THE DEMONSTRATIVE ADJECTIVES.

i. this, that

ii. these, those

iii. those

iv. this

v. these

vi. those

vii. this, those

viii. those

ix. those

x. these

II Convert the demonstrative adjectives into their plural form.

i. Those children are very active.

ii. These mangoes are very tasty.

iii. These pencils are not mine.

iv. Those jackfruits are very expensive.

v. Those babies are sleeping.

III. Picture story.

1) 'This' refers to the advertisement in the story.

2) The demonstrative adjectives 'these' and 'those' have been used for the items on sale in the shop.

3) The demonstrative adjective 'this' has been used for 'golden opportunity'.

Time to teach	Asset type	Theme	Sub Theme
12 minutes	Questions to Assess	Adjectives	Demonstrative Adjectives

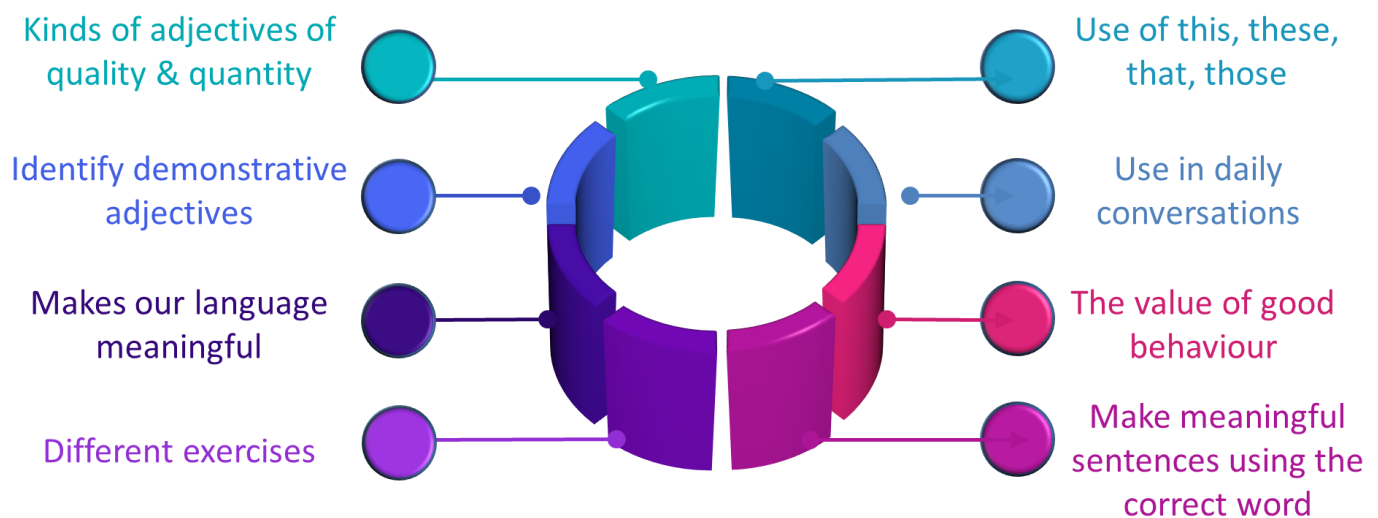
MS_Summary- Demonstrative Adjectives

Asset Description: Students will be able to summarise the topic Demonstrative Adjectives.

NOTES TO THE TEACHER: This asset is only for the teacher's reference and hence need not be taught to the students. Through this MLP the students will be able to identify and use the appropriate form of Demonstrative Adjectives in written and spoken form.

This is achieved through classroom activities and home assignments involving the discussion of:

- prior learning of kinds of adjectives of quality and quantity
- using demonstrative adjectives – this, that, these , those
- identifying the demonstrative adjectives
- the use of demonstrative adjectives in daily conversations
- how demonstrative adjectives make our language and conversation meaningful
- the value of good behaviour that is important for growth in life
- application of suitable demonstrative adjectives in different exercises



Time to teach	Asset type	Theme	Sub Theme
2 minutes	Main Script	Adjectives	Kinds of Adjectives

Master Lesson Plan

Seven Asset Methodology for MLP	
What is the purpose of this Master lesson Plan?	This Master Lesson Plan (MLP) prepared by Sri Sathya Sai Vidya Vahini (SSSVV), covers the entire chapter for the given board. The MLP for the chapter given in the textbook is broken down into smaller modules known as assets. Any chapter can be taught using the 7 asset types in SSSVV methodology. Several different assets together complete the entire chapter. Depending on the requirement, each asset is supported by teaching aids such as animated presentation, audio, video, and learning aids such as worksheets. The MLP is for the teacher's preparation and the teaching aids are for use in the classroom.
How to use it?	You can prepare for your class with this MLP by following 3 simple steps: 1. Read your textbook; 2. Go through the information given in the assets (document & multimedia); 3. Prepare your teaching notes. Great! Now you are ready to transact the chapter.
Duration	Kindly note the duration given for each asset. Due care has been taken in planning the assets, to ensure the chapter is completed within the time specified by the Board. Note: Preparation time is not included in the asset duration. The teaching time depends on the duration of the teaching aids and is not impacted by the length of the MLP.
What is a 'Main Script' (MS) Asset?	The Main Script asset is there for explaining the main concepts of the chapter clearly. The information given in the textbook is simplified, organised and structured to give more clarity. Additionally, you may find a video or mnemonics or a graphic organiser to deepen the understanding of the concept.
How to teach using the MS asset?	Please use the blackboard, slides and interaction to develop the concept.
What is an 'Inquisitive Questions' (IQ) asset?	The Inquisitive Questions asset uses questions to promote higher order thinking like the n th why, what-if, new perspectives, cause-effect, and others, creating curiosity.
How to teach using the IQ asset?	You may use the questions to connect with the students, encourage exploration to engage them in the learning process. You may allow multiple responses and instead of rejecting any of the responses, ask why, before revealing the suggested answer or hints.
What is a 'Day to day Relevance' (DD) Asset?	The Day to Day Relevance asset helps students understand the practical relevance of every topic, making them eager participants in the classroom. If students connect the concepts to their environment, they would learn meaningfully without dislike or simply memorizing for exams.
How to teach using the DD asset?	You may use the asset by asking questions about their experience and use it to establish why they are learning the topic. If necessary you may substitute with a recent or local example.

What is an 'Interesting Aside' (IA) asset?	The Interesting Aside asset uses attention grabbing titbits or anecdotes to bring joy and satisfy the child's hunger to know more. This is a quick/short asset intended to bring attention back to the main concept being taught.
How to teach using the IA asset?	You may use this asset to give a piece of interesting information relevant to the topic, without prolonged explanation/discussion. You may suggest appropriate books for further reading.
What is a 'Suggested Activity' (SA) Asset?	The Suggested Activity asset provides a detailed step by step procedure for the teacher to conduct a hands-on activity. This promotes Activity Based Learning.
How to teach using the SA asset?	You may use this asset to energise your students to learn by doing simple, fun-filled activities based on the topic. The asset includes - preparation, activity, and follow-up. You may engage the students in the preparation and follow-up stages to develop collaboration and responsibility. You could try it once, yourself, before the actual delivery to be more comfortable with it. Note: The duration mentioned in the asset is usually for the activity part only.
What is a 'Value Content' (VC) Asset?	The Value Content asset integrates Universal Human Values (such as empathy, inclusivity, respect for nature that translates into responsible behaviour) seamlessly into the curriculum, as the "End of education is character".
How to teach using the VC asset?	You may use this asset to engage with the students to bring out their innate values and connect with the intrinsic values in the topic/concept. The asset includes pointers on the specific pedagogical technique followed.
What is a 'Questions to Assess' (QA) asset?	The Questions to Assess asset uses an interactive approach to check learning of different types of learners, and provides feedback to the teacher for appropriate action. The questions cater to all the levels of Bloom's Taxonomy. Questions from 'Apply' level and above enable students to reflect on their learning.
How to teach using the QA asset?	You may go through the slides to understand its flow and know when to click for the answer (slides include suggested answers). While presenting in the class, you may display the question and encourage multiple responses, before revealing the answer. In some cases, this asset may include extra questions/worksheet that can be given as homework.