



## Master Lesson Plan for Tenses - simple future

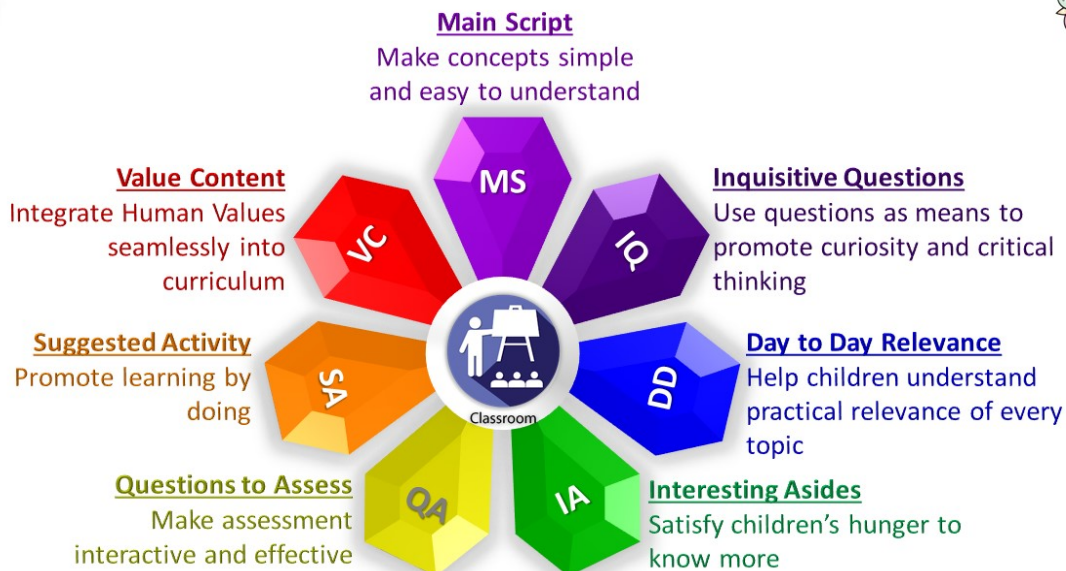
Board	Standard	Subject	Chapter	Language	Creation date
CBSE	STD III	English	Tenses - simple future	English	25-06-2023 13:11:31

### DISCLAIMER

- Content owned by Sri Sathya Sai Central Trust, Prashanthi Nilayam, Puttaparthi, Satya Sai District, Andhra Pradesh, India.
- Strictly not for Commercial Use, excluding content that falls in Public Domain or common knowledge facts.
- Content can be downloaded and used for personal, educational, informational and other non-commercial purposes, subject to attribution in the name of 'Sri Sathya Sai Central Trust, Prashanthi Nilayam, Puttaparthi' only. Any attempt to remove, alter, circumvent, or distort the data that is accessed is illegal and strictly prohibited.
- Some of the content is owned by Third Parties and are used in compliance with their licensing conditions. Anyone infringing the Copyright of such Third Parties will be doing so at their own risks and costs.



**Master Lesson Plan (MLP)** - Covers the entire chapter with the help of these 7 asset types



For more information on how to use the lesson plan effectively, please scroll to the guidelines at the end of this document.

## MS\_Objectives\_Sim Future Tense

### **OBJECTIVES - SIMPLE FUTURE TENSE**

**BRIEF DESCRIPTION:** This asset lays down the proposed plan for transacting this chapter.

**NOTES TO THE TEACHER:** The asset objectives of this MLP are stated here. This asset is for the teacher's reference and need not be taught to the students.

The students will be able to:

- Correlate the use of 'will' in the verb form for the Future Tense.
- Identify the verb form (will+present form of verb) for the Future tense.
- Enjoy a short comic strip on the verb form for the Future tense.
- Use the suitable verb form for the Future tense.
- Relate to the use of the Simple Future tense in daily conversation.
- Understand the value of being persistent to achieve goals in the future.
- Choose the suitable verb form to make meaningful sentences in the Simple Future Tense.
- Summarise the verb forms of the Simple FutureTense and their usage.

Time to teach	Asset type	Theme	Sub Theme
5 minutes	Main Script	Tenses	Simple Future

## IQ\_Think Ahead

**BRIEF DESCRIPTION:** Students will be able to correlate the use of 'will' with Future Tense.

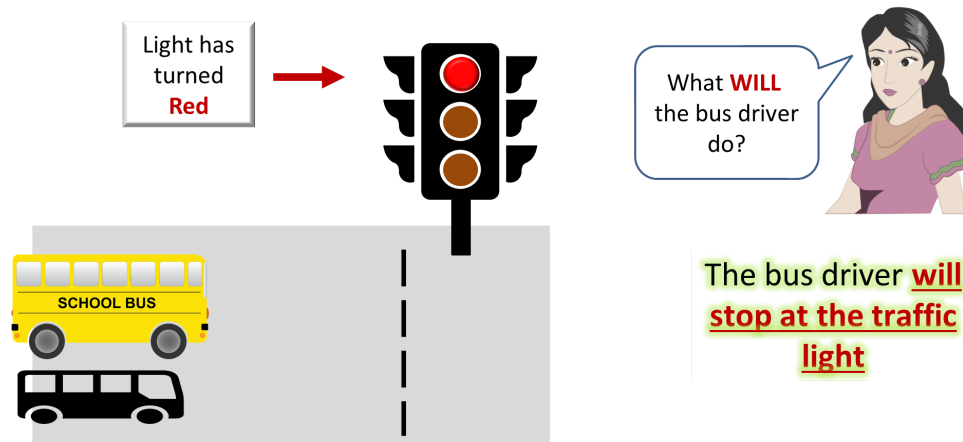
**TEACHING AIDS PROVIDED:** PPT

**TLM:** Model of traffic lights showing red, amber and green lights, using chart paper and coloured sheets (red, amber and green).

The teacher is to make this model at home beforehand and then bring it to the class.

**NOTES TO THE TEACHER:** The teacher could begin the class by talking about the traffic signals and the need to follow the rules to be safe. The PPT could be used and the teacher could arouse the interest of the students by narrating what the children in the school bus are doing in the picture.

Alternatively, the teacher could use the model (as explained in the TLM) and encourage some students to enact the scene as narrated. Some imaginary names could be used to make the narration interesting.



School bus: <https://pixabay.com/illustrations/bus-cartoon-bus-schoolbus-vehicle-3894196/>

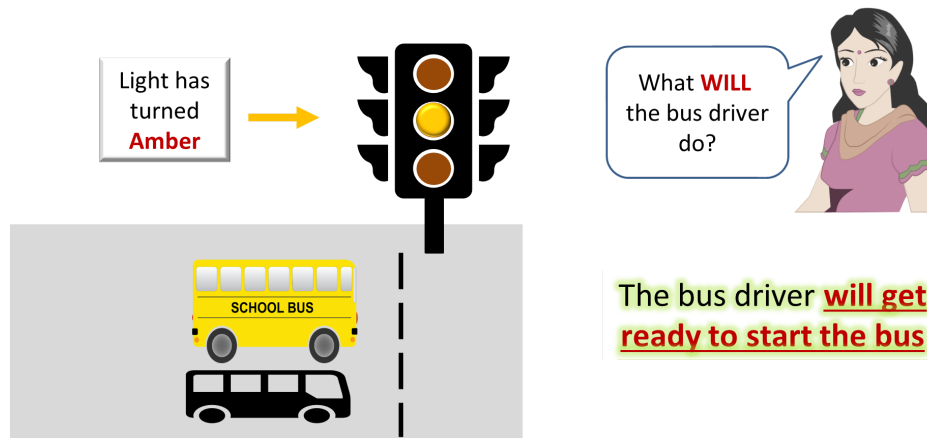
Teacher Image - <https://freesvg.org/1504025068>

Traffic Signal: PPT icon

Black bus: PPT icon

These children are going to school. They are talking and laughing in the bus. They approach the traffic signal and it has turned Red. What **WILL** the driver of the bus do? (The teacher could emphasize on 'WILL' to indicate that the answer should also have a 'WILL' and prompt the children to answer.)

The driver will stop the bus.



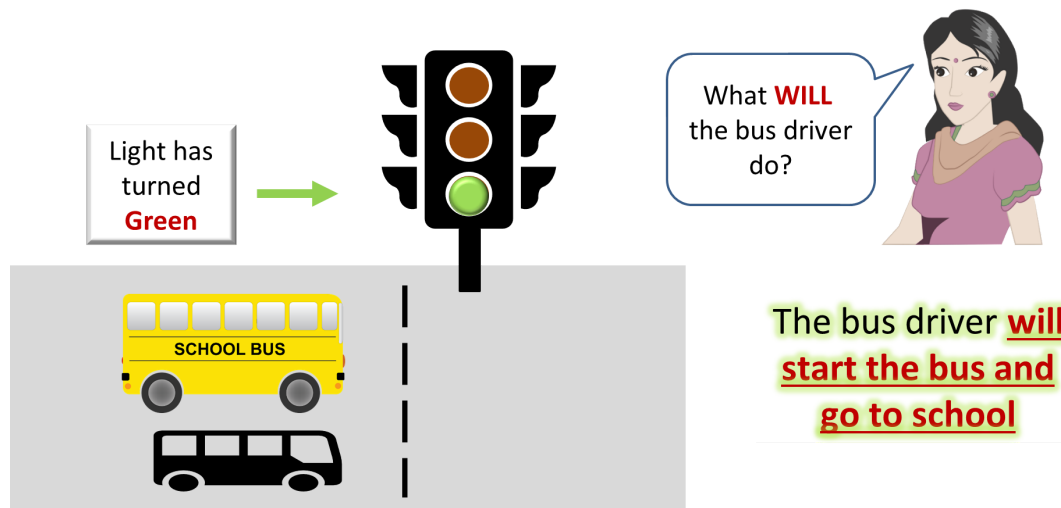
School bus: <https://pixabay.com/illustrations/bus-cartoon-bus-schoolbus-vehicle-3894196/>

Teacher Image - <https://freesvg.org/1504025068>

Traffic Signal: PPT icon

Black bus: PPT icon

The bus is now waiting at the signal. The children look here and there while talking to each other. The light has changed to amber. What **'WILL'** the driver do now?  
He **will get ready** to start the bus.



School bus: <https://pixabay.com/illustrations/bus-cartoon-bus-schoolbus-vehicle-3894196/>

Teacher Image - <https://freesvg.org/1504025068>

Traffic Signal: PPT icon

Black bus: PPT icon

Now the light is green. What **'WILL'** the driver do?  
He will start the bus and take them to school.

The teacher could now ask the students about the new verb form that has been used in the questions and answers and help them to correlate the use of 'will+V1' (V1 - present form of verb) with an action that is yet to happen. Thus introduce the new tense form called 'Simple

---

**Future Tense’.**

Time to teach	Asset type	Theme	Sub Theme
10 minutes	Inquisitive Questions	Tenses	Simple Future

## MS\_Know the Future

### KNOW THE FUTURE

**BRIEF DESCRIPTION:** Students will be able to identify the verb form for the Future tense.

**TEACHING AIDS PROVIDED:** GO, PPT

**NOTES TO THE TEACHER:** The teacher could begin the class with a reference to the IQ asset about the verb form for Future Tense. The teacher could use the GO and the PPT for better understanding of the Simple Future Tense. (Keeping the concept simple is the key with just the introduction to Simple Future Tense and the use of the correct verb form.)

**SIMPLE FUTURE TENSE:** is used for an action that is yet to happen.

The verb form for Simple Future Tense in a positive sentence is, 'will+present form of verb (V1)'.

The verb form for Simple Future Tense in a negative sentence is, 'will not+present form of verb (V1)'.

The Verb form remains constant for all subject forms (singular or plural).

Examples:

He/She/It - eats/does not eat junk food. (Simple Present Tense)

He/She/It - will eat/will not eat junk food. (Simple Future Tense)

I/You/They/We - read/do not read story books. (Simple Present Tense)

I/You/They/We - will read/will not read story books. (Simple Future Tense)

**Simple future tense:** is used for an action that is yet to happen.

In a positive sentence is, 'will + present form of verb (V1)'.

Example



Simple Present Tense

He/She/It - eats junk food.

Simple Future Tense

He/She/It - will eat junk food.



Candies - <https://pixabay.com/photos/candies-sweetmeats-sweets-caramel-1961539/>

Ice cream - <https://pixabay.com/vectors/ice-cream-snack-food-cream-dessert-1296112/>

The Teacher could further add some examples to highlight the fact that the verb form for

---

Simple Future Tense does not change with the subject as it does for the Simple Present Tense.

Examples:

1. Rohan and Tilak work/do not work at the factory. (Simple Present Tense)  
Rohan and Tilak will work/will not work at the factory. (Simple Future Tense)
2. The cat drinks/does not drink hot milk. (Simple Present Tense)  
The cat will/will not drink hot milk. (Simple Future Tense)

The class could be concluded with a synopsis of the verb form of Simple Future Tense and its usage.

Time to teach	Asset type	Theme	Sub Theme
15 minutes	Main Script	Tenses	Simple Future




## IA\_WILL the Future

**BRIEF DESCRIPTION:** Students will be able to enjoy a short comic strip on the verb form for the Future tense.

**TEACHING AIDS PROVIDED:** PPT

**NOTES TO THE TEACHER:** The teacher could use the PPT to narrate the anecdote to highlight the strange fact that unlike the Simple Past and Simple Present Tense, the Simple Future Tense has no verb form of its own. It is made by adding WILL to the Present form of the verb.




White bunny : <https://pixabay.com/vectors/rabbit-animal-mammal-easter-bunny-47898/>

Brown bunny: <https://openclipart.org/detail/188698/brown-rabbit>

[https://www.freepik.com/free-vector/flat-design-spring-landscape\\_12239771.htm](https://www.freepik.com/free-vector/flat-design-spring-landscape_12239771.htm) Attribution to Freepik

This cute little bunny rabbit has just learnt to hop around. He is enjoying himself hopping all day in the lovely meadows and soaking in the pleasant sunshine. Suddenly he comes to a little pool and does not know what to do.



[https://www.freepik.com/free-vector/nature-scene-landscape-template\\_6126542.htm](https://www.freepik.com/free-vector/nature-scene-landscape-template_6126542.htm) attribution to brgfx


White bunny : <https://pixabay.com/vectors/rabbit-animal-mammal-easter-bunny-47898/>

Brown bunny: <https://openclipart.org/detail/188698/brown-rabbit>

His mother asks him, “Oh my dear! What did you do yesterday?” The little rabbit replied, “I hopped.” “That’s right you hopped. And what about now?” probed the mother. “This is a beautiful meadow Ma and I hop... hop... hop everywhere,” said the little one with a smile. “But look what I have ahead. A pool of water! What should I do?” he asked with fear. The mother fondled the scared little one and said, “Oh dear! That's quite simple. You just have to add ‘Will’ to the Present.” The confused little rabbit looked at his mother. She continued, “In the Present you ‘hop’ and in the Future you ‘Will hop’ - You will hop over the pool.” The mother patted his back and the little rabbit got ready to hop.

**Little Bunny -Hopping**

The mother gave him a hug and said, “Now that you are ready, always remember that the **‘WILL’** you add to the present prepares you to **succeed in Future.**” As the little rabbit leapt over the pool he said, **“Yes ma, I Will succeed!”**



©www.srisathyaividya vahini.org

[https://www.freepik.com/free-vector/nature-scene-landscape-template\\_6126542.htm](https://www.freepik.com/free-vector/nature-scene-landscape-template_6126542.htm) attribution to brgfx  
 White bunny : <https://pixabay.com/vectors/rabbit-animal-mammal-easter-bunny-47898/>  
 Brown bunny: <https://openclipart.org/detail/188698/brown-rabbit>

The mother gave him a hug and said, “Now that you are ready, always remember that the ‘WILL’ you add to the present, prepares you to succeed in the Future.” As the little rabbit leapt over the pool he said, “Yes Ma, I will succeed!”

The teacher could conclude the class reinstating that the Future Tense has no verb form of its own. It is formed by adding WILL to the Present form of the verb. Alongside, the value of WILL (will power) to succeed in future could be hinted at.

Time to teach	Asset type	Theme	Sub Theme
5 minutes	Interesting Asides	Tenses	Simple Future

## SA\_Change to Future

### **CHANGE TO FUTURE**

**BRIEF DESCRIPTION (OBJECTIVE):** Students will be able to use the suitable verb form for the Future tense.

**TEACHING AIDS PROVIDED:** PPT

**NOTES TO THE TEACHER:** The teacher could begin by introducing the value of good habits for success in the future.

**AIM:** To make the students use the correct verb form for the Simple Future Tense in their regular conversations.

**SETTING FOR THE ACTIVITY:** Indoor, Individual

**TYPE OF ACTIVITY:** Oral exercise

**PREPARATION FOR ACTIVITY:** The teacher could introduce the activity by talking about the need to develop good habits which in turn, will ensure discipline and character building in the children.

**ROLE OF THE TEACHER:** Facilitator

### **PROCEDURE:**



Teacher Image - <https://freemsv.org/1504025068>

<https://pixabay.com/vectors/blackboard-green-frame-school-green-1788630/>

- The teacher could start the activity with an example - I will go for a walk every morning.
- Students could be called out randomly (ensure a mix of active and passive students) to come up with a good habit that they would like to cultivate. Example: I will keep my room tidy. I will not speak rudely with anyone. I will wake up early.
- The key should, however, be to ensure that students use the correct verb form for Simple Future Tense (will/will not+V1) in their sentences.
- The teacher should encourage maximum participation.

**OBSERVATION:** The students are able to use the correct verb form (will/will not+V1) for the Simple Future Tense in their regular conversations.

**CONCLUSION:** The teacher could appreciate the students for their active participation and tell them to make sure that they work on the habits they had mentioned. The teacher could then elaborate on how they had just used the Verb form of Simple Future Tense (will/will not+V1) in their sentences.

**TROUBLESHOOTING:**

- In case of a student having difficulty in sentence construction using the verb form (will/will not+V1), the teacher should help with suitable hints.
- The teacher should ensure subtle guidance to passive students in their choice of habits to avoid humiliation.

---

Time to teach	Asset type	Theme	Sub Theme
15 minutes	Suggested Activity	Tenses	Simple Future

**DD\_I will****I WILL**

**BRIEF DESCRIPTION (OBJECTIVE):** Students will be able to relate to the use of Simple Future tense in their daily conversations.

**TEACHING AIDS PROVIDED:** PPT

**NOTES TO THE TEACHER:** The teacher could begin the class by talking about how the Simple Future Tense is an integral part of our daily conversations and is unknowingly used very often. He/she may begin with an example:

Geetha: It has been a busy day. I will go home and take rest.

Vanitha: I am tired too. But, I will not rest until I finish all the pending work.

I am tired too. But, I will not rest until I finish all the pending work.

It has been a busy day. I will go home and take rest.



<https://pixabay.com/photos/indian-women-female-sari-nice-4460367/>

<https://pixabay.com/photos/women-indian-female-mother-woman-4419735/>

The teacher could let the students identify the verb forms of Simple Future Tense used in the conversation.

Now the teacher could ask questions and encourage students (a conscious pick of active and passive students could be called) to answer. The teacher could put forth questions that would have the Simple Future Tense in the answer.

1. We have a long weekend coming up. What will you do to spend it usefully?

**Sample answers:**

- I will play football with my friends.
- I will not go anywhere, I will stay at home and clean my room.
- I will prepare for the upcoming test.
- I will help my mother in the kitchen.

- I will read the new story book.

## 2. What do you want to do when you grow up?

### Sample answers:

- I will become a doctor.
- I will not go abroad and work. I will stay in India and serve in the Indian Army.
- I will become a scientist.
- I will not leave my parents alone. I will take care of them when they are old.
- I will become a writer of children's story books.

The teacher could let students identify the Verb form used for Simple Future Tense.

The teacher may add more suitable questions. However, the emphasis should be on the correct use of Simple Future Tense in the answers. A watch on realistic answers is essential to keep true to the purpose of the activity.

The class could then be concluded by helping the students relate to the use of Simple Future Tense in their regular conversations.

Time to teach	Asset type	Theme	Sub Theme
5 minutes	Day-to-day Relevance	Tenses	Simple Future

## VC\_Focus on Future

**Brief Description (Objective):** Students will be able to comprehend the need of maintaining focus when pursuing/achieving their goals/dreams.

**Teaching Aids (Provided):** PPT

### Concept-Value Connection

- The simple future tense is a verb tense that focuses on actions that happen in the future.
- In order to make our dreams come true in life, we must remain focused and work hard.

### Activity – Role-Play

Rohit and Rekha are siblings. They are both hardworking children.

“What do you want to be when you grow up?”, their parents ask one day.

**Rohit:** I want to become a cricketer.

**Rekha:** I want to become a singer.



Image reference - SSSVV Gallery -search word Family

<https://pixabay.com/illustrations/cricket-cricket-sport-ball-game-3311473/> - Attribution – LillyCantabile



<https://pixabay.com/illustrations/girl-singing-music-female-people-1292241/> - Attribution - Josemairing

**Father:** That's great. Rohit, I will arrange a coach for you and Rekha, I will look for a good music teacher for you.

**Their father quickly found them both a cricket coach and a music teacher respectively.**

**Mother:** Now your papa has found you, your teachers. But do you know that it does not stop here? You will have to work hard to achieve your dreams.

**Rohit & Rekha:** Yes ma. We know. We will work hard.

**Mother:** What will you both do?

**Rohit:** Every day, I will get up early and go to practice. This weekend there will be an inter-school match. I'll be practicing throughout the week because I want our team to win this game. If we win, our school will be proud of us.

**Father:** Good. I will also accompany you every morning to your practice sessions.

**Rekha:** My music teacher told me that if I practice music early in the mornings, it will help my voice open up. There will be a competition coming up next week in school. I'll also get up early with Rohit and work on my music lessons. I, too, hope to sing well in this competition. My teacher will be overjoyed if I perform well in this competition.

**Mother:** Very good Rekha. I'll also sit with you when you practice in the early hours of morning.

**Rohit:** Ma and Pa. Will you both come to the game, sit in the stands to cheer us on??

**Parents:** Sure. We will come.

**Rekha:** Hey. Why did you exclude me? I will also come with Ma and Pa to cheer you up. But you three will also have to attend my competition to cheer me up. When I see all the three of you, I'll be even more motivated to sing well.

**All of them (laughingly):** Yes dear. All the three of us will attend your event also. Don't worry.



<https://pixabay.com/vectors/cartoon-father-dad-happy-son-7041484/> - Attribution - azmeyart-design  
<https://pixabay.com/vectors/girl-school-pupil-desk-answer-say-307747/> Attribution - Clker-Free-Vector-Images  
 Mother - SSSVV Gallery

### Points to Ponder/reflect

- Aim high, Work hard.
- Stay focused on what you want to achieve.
- Work Hard to realise your dreams.
- With focus and hard work our dreams come true.

Story Attribution: Sis. Rama Ganapathy

Time to teach	Asset type	Theme	Sub Theme
5 minutes	Value Content	Peace	Focus

## QA\_Test your WILL

**BRIEF DESCRIPTION (OBJECTIVE):** Students will be able to choose the suitable verb form to make meaningful sentences in Simple Future Tense.

**TEACHING AIDS PROVIDED:** PPT, PDF

**NOTES TO THE TEACHER:** The teacher may use the given exercise (PPT and PDF provided) as a class/home assignment to reinforce the usage of Simple Future Tense as a Verb form.

REWRITE THE FOLLOWING SENTENCES IN SIMPLE FUTURE TENSE.

Mohan goes to school by bus.

---

---

My baby sister does not wake up early.

---

---

Those boys sing for the school band.

---

---

Reena did not tell anyone about her visit.

---

---

The doctor advised the patient to take rest.

---

---

2. MAKE SENTENCES USING THE SIMPLE FUTURE FORM OF THE GIVEN VERBS.

eat:

---

---

jump:  
 \_\_\_\_\_  
 \_\_\_\_\_

sleep:  
 \_\_\_\_\_  
 \_\_\_\_\_

share:  
 \_\_\_\_\_  
 \_\_\_\_\_

write:  
 \_\_\_\_\_  
 \_\_\_\_\_

Mohan goes to school by bus. **a.** **Ans** Mohan will go to school by bus.

My baby sister does not wake up early. **b.** **Ans** My baby sister will not wake up early.

Those boys sing for the school band. **c.** **Ans** Those boys will sing for the school band.

Reena did not tell anyone about her visit. **d.** **Ans** Reena will not tell anyone about her visit.

The doctor advised the patient to take rest. **e.** **Ans** The doctor will advise the patient to take rest.

Click: <https://pixabay.com/vectors/index-finger-pointer-click-hand-303579/>-By Clicker-Free-Vector-Images

**ANSWERS:**

1. a. Mohan will go to school by bus.
- b. My baby sister will not wake up early.
- c. Those boys will sing for the school band.
- d. Reena will not tell anyone about her visit.
- e. The doctor will advise the patient to take rest.

## 2. Sample answers.

- a. Jivan will eat fruits when he is hungry.
- b. The cat will jump over the wall.
- c. They will not sleep until the work is done.
- d. My sister will share her toys with me.
- e. I will write a letter to my grandparents.

(The teacher is to use his/her discretion while doing corrections. However, emphasis should be on the use of the correct verb form for Simple Future Tense to frame meaningful sentences)

The class may be concluded with a discussion on the answers and by giving a synopsis of the verb form used for Simple Future Tense.

Time to teach	Asset type	Theme	Sub Theme
15 minutes	Questions to Assess	Tenses	Simple Future

## MS\_Summary\_Simple Future Tense

### SUMMARY - Simple Future Tense

**BRIEF DESCRIPTION:** Students will be able to summarize the verb forms of Simple Future Tense as used in daily conversations.

**TEACHING AIDS (PROVIDED):** PPT

**NOTES TO THE TEACHER:** The teacher may use the Graphic Organiser and PPT provided to reinforce the understanding of Simple Future Tense..

In this chapter we will discuss:

**SIMPLE FUTURE TENSE:** is used for an action that is yet to happen.

The verb form for Simple Future Tense is made by adding will/will not to the present form of the verb (V1).

The verb form for Simple Future Tense in a positive sentence is - will + present form of verb (V1).

Example: I will work hard to win the contest .

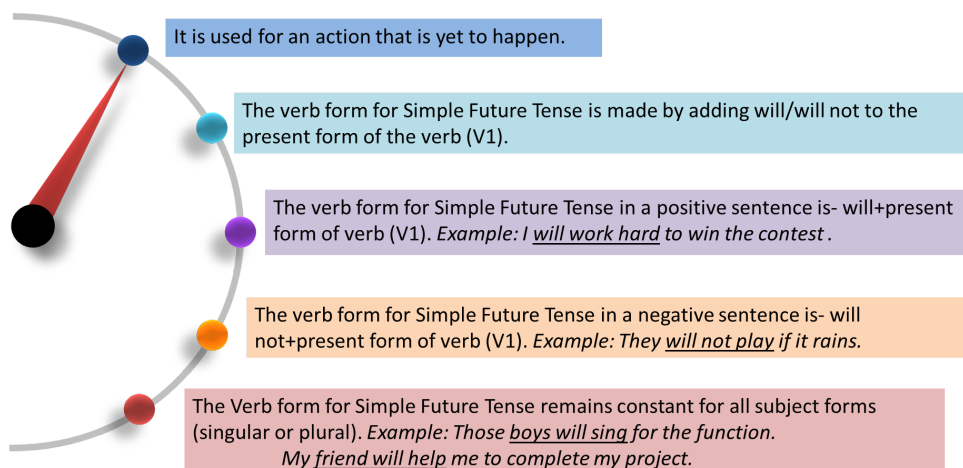
The verb form for Simple Future Tense in a negative sentence is - will not + present form of verb (V1).

Example: They will not play if it rains.

The Verb form for Simple Future Tense remains constant for all subject forms (singular or plural).

Example: Those boys will sing for the function.

My friend will help me to complete my project.



Time to teach	Asset type	Theme	Sub Theme
5 minutes	Main Script	Tenses	Simple Future



## Master Lesson Plan

<b>Seven Asset Methodology for MLP</b>	
What is the purpose of this Master lesson Plan?	This Master Lesson Plan (MLP) prepared by Sri Sathya Sai Vidya Vahini (SSSVV), covers the entire chapter for the given board. The MLP for the chapter given in the textbook is broken down into smaller modules known as assets. Any chapter can be taught using the 7 asset types in SSSVV methodology. Several different assets together complete the entire chapter. Depending on the requirement, each asset is supported by teaching aids such as animated presentation, audio, video, and learning aids such as worksheets. The MLP is for the teacher's preparation and the teaching aids are for use in the classroom.
How to use it?	You can prepare for your class with this MLP by following 3 simple steps: 1. Read your textbook; 2. Go through the information given in the assets (document & multimedia); 3. Prepare your teaching notes. Great! Now you are ready to transact the chapter.
Duration	Kindly note the duration given for each asset. Due care has been taken in planning the assets, to ensure the chapter is completed within the time specified by the Board. Note: Preparation time is not included in the asset duration. The teaching time depends on the duration of the teaching aids and is not impacted by the length of the MLP.
What is a 'Main Script' (MS) Asset?	The Main Script asset is there for explaining the main concepts of the chapter clearly. The information given in the textbook is simplified, organised and structured to give more clarity. Additionally, you may find a video or mnemonics or a graphic organiser to deepen the understanding of the concept.
How to teach using the MS asset?	Please use the blackboard, slides and interaction to develop the concept.
What is an 'Inquisitive Questions' (IQ) asset?	The Inquisitive Questions asset uses questions to promote higher order thinking like the $n^{\text{th}}$ why, what-if, new perspectives, cause-effect, and others, creating curiosity.
How to teach using the IQ asset?	You may use the questions to connect with the students, encourage exploration to engage them in the learning process. You may allow multiple responses and instead of rejecting any of the responses, ask why, before revealing the suggested answer or hints.
What is a 'Day to day Relevance' (DD) Asset?	The Day to Day Relevance asset helps students understand the practical relevance of every topic, making them eager participants in the classroom. If students connect the concepts to their environment, they would learn meaningfully without dislike or simply memorizing for exams.
How to teach using the DD asset?	You may use the asset by asking questions about their experience and use it to establish why they are learning the topic. If necessary you may substitute with a recent or local example.

What is an 'Interesting Aside' (IA) asset?	The Interesting Aside asset uses attention grabbing titbits or anecdotes to bring joy and satisfy the child's hunger to know more. This is a quick/short asset intended to bring attention back to the main concept being taught.
How to teach using the IA asset?	You may use this asset to give a piece of interesting information relevant to the topic, without prolonged explanation/discussion. You may suggest appropriate books for further reading.
What is a 'Suggested Activity' (SA) Asset?	The Suggested Activity asset provides a detailed step by step procedure for the teacher to conduct a hands-on activity. This promotes Activity Based Learning.
How to teach using the SA asset?	You may use this asset to energise your students to learn by doing simple, fun-filled activities based on the topic. The asset includes - preparation, activity, and follow-up. You may engage the students in the preparation and follow-up stages to develop collaboration and responsibility. You could try it once, yourself, before the actual delivery to be more comfortable with it. Note: The duration mentioned in the asset is usually for the activity part only.
What is a 'Value Content' (VC) Asset?	The Value Content asset integrates Universal Human Values (such as empathy, inclusivity, respect for nature that translates into responsible behaviour) seamlessly into the curriculum, as the "End of education is character".
How to teach using the VC asset?	You may use this asset to engage with the students to bring out their innate values and connect with the intrinsic values in the topic/concept. The asset includes pointers on the specific pedagogical technique followed.
What is a 'Questions to Assess' (QA) asset?	The Questions to Assess asset uses an interactive approach to check learning of different types of learners, and provides feedback to the teacher for appropriate action. The questions cater to all the levels of Bloom's Taxonomy. Questions from 'Apply' level and above enable students to reflect on their learning.
How to teach using the QA asset?	You may go through the slides to understand its flow and know when to click for the answer (slides include suggested answers). While presenting in the class, you may display the question and encourage multiple responses, before revealing the answer. In some cases, this asset may include extra questions/worksheet that can be given as homework.