

|| Aum Sri Sai Ram ||

Sri Sathya Sai VIDYA VAHINI श्री सत्यसाई विद्या वाहिनी




Master Lesson Plan

for

Writing- speech

Board	Standard	Subject	Chapter	Language	Creation date
KSSE	STD VII	English	Writing- speech	English	03-07-2024 11:50:27



Sri Sathya Sai VIDYA VAHINI श्री सत्यसाई विद्या वाहिनी



Master Lesson Plan (MLP) - Covers the entire chapter with the help of these 7 asset types



Main Script

Make concepts simple and easy to understand

Value Content

Integrate Human Values seamlessly into curriculum

Suggested Activity

Promote learning by doing

Questions to Assess

Make assessment interactive and effective

MS

VC

SA

QA

IA

IQ

DD

Inquisitive Questions

Use questions as means to promote curiosity and critical thinking

Day to Day Relevance

Help children understand practical relevance of every topic

Interesting Asides

Satisfy children's hunger to know more



For more information on how to use the lesson plan effectively, please scroll to the guidelines at the end of this document.



IM_Writing Speech

[Notes to teacher: Dear Teachers, through this MLP, we bring to you suggestions, pedagogical approaches, ideas, teacher reference documents(TRD), teaching aids(TA) and Learning Aids(LA) for the topic ‘Writing- Speech’ for grade VII.

This ideation for lesson planning and delivery has been designed based on the curricular goals and competencies as prescribed by NEP.]


CURRICULAR GOALS	CG-1 Develops the capacity for effective communication using language skills for description, analysis and response.
COMPETENCIES AS PER NCF/NIPUN BHARAT	Apply-C-1.5 Creates content for audio, visual or both for different audiences and purposes.

Strategies As Per NEP	Experiential Learning
Learner Centric Techniques used	Think Pair-Share
Teacher’s Tool Kit	Entry Ticket
SDG(Sustainable Development Goals)	SDG 4- Ensure Inclusive and equitable quality education and promote lifelong learning opportunities for all.
Inter/Multidisciplinary elements	NA

[Notes to teacher: The chapter on **Writing Speech** has been broken down into these subtopics. Ideas and strategies on how each topic can be dealt with have been suggested. As you view this lesson plan, you will find that all seven assets are integrated seamlessly to make learning ‘Insightful’, ‘Inspiring’, ‘Enjoyable’, and ‘Participatory’. You will also notice that the activities and value content are designed towards the attachment of curricular goals and competencies. The lesson plan is designed for 2 periods, considering **each period to be of 35 minutes**. [Additional one or two periods may be used if required.]

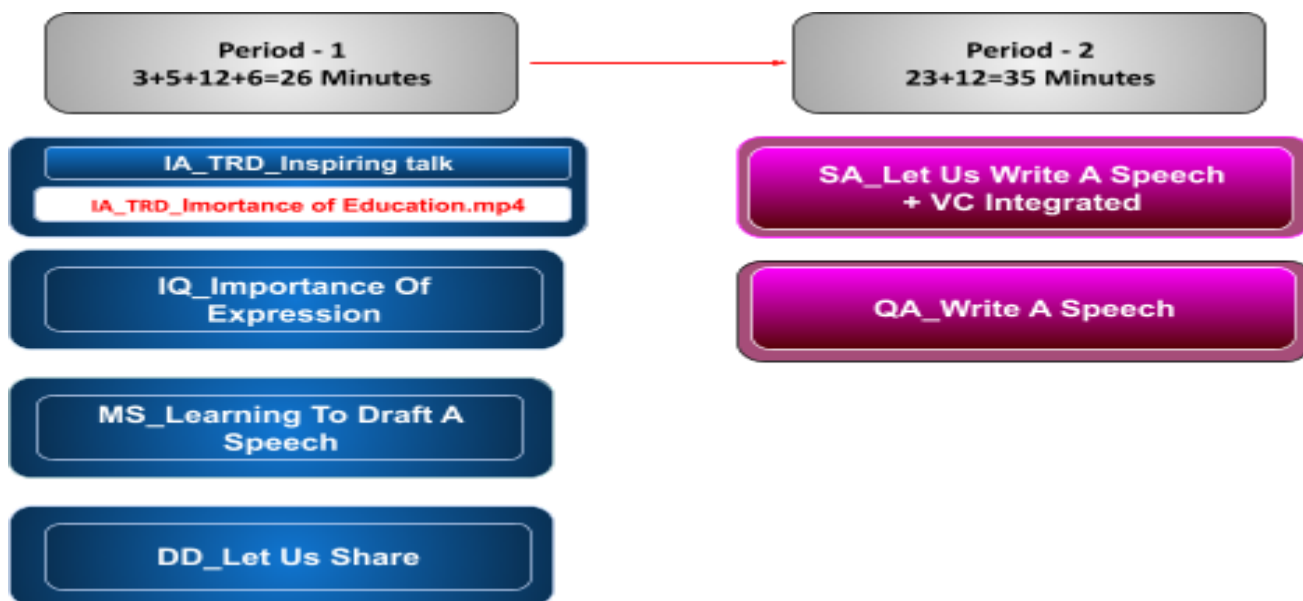
Total Time to transact MLP: 70 minutes, 2 periods

Topics in this Chapter: Speech writing



Sri Sathya Sai VIDYA VAHINI

श्री सत्यसाई विद्या वाहिनी



[Notes to the teacher: Here is the MLP at a glance for a quick reference.]

PERIOD 1

Topic: Writing- speech

Time : 3 + 5 + 12 + 6 = 26 minutes

Asset Types: IA, IQ, MS, DD

Objective: Students will be able to

- 1) become interested in public speaking
- 2) give reasons on why the speech was inspiring
- 3) outline the points of speech writing
- 4) students will be able to express one's views confidently

IA_TRD_Inspiring Talk

Specific Learning Outcome: Students will be able to become interested in public speaking.

Fulfills Competency Code - C - 1.5

Duration: 3 minutes

Notes to the teacher: A video of the speech by a student will be played which will quote Dr. Abdul Kalam's message for students on the Importance of Education. The students will be motivated to observe the style of speech as well as infer the content and its importance.



IQ_Importance of Expression

Specific Learning Outcome: Students will be able to give reasons on why the speech was inspiring.

Fulfills Competency Code - C - 1.5

Duration: 5 minutes

Notes to the teacher: Based on the [IA_TRD_IMPORTANCE OF EDUCATION.mp4](#) elicit answers to the following question given.

1. Did you like the speech? Why?

MS_Learning to Draft a Speech

Specific Learning Outcome: Students will be able to outline the points of speech writing.

Fulfills Competency Code - C - 1.5

Duration: 12 minutes

Draw the students attention to the development of the speech. Important points like introduction, body and conclusion should be highlighted. Other features like the suitable title, adherence to the topic chosen should be made clear. Make sure that all the points are written on the board for clarity.

The following questions will help the children to write the speech.

Speech Writing

1. What is the purpose of the speech?
2. Who are the listeners/For whom is the speech given?
3. What do they expect from the speaker?
4. What should one do before giving a speech?
5. What is the format for speech?

Four Pillars of a Speech

Topic

- Topic should be relevant to the main point of your speech.
- Give an impressive or catchy title.
- Try to add a phrase or sentence that summarises the topic.

Introduction


- Introduction should attract the audience's attention.
- Establish the speaker's credibility, and state the main ideas of the speech clearly.

Body

The body should develop the main idea with supporting points, evidence, and examples.

Conclusion

- Conclusion should give a lasting impression.
- It should summarise the main points.



Sri Sathya Sai VIDYA VAHINI

श्री सत्यसाई विद्या वाहिनी



DD_Let Us Share

Specific Learning Outcome: Students will be able to express one's views confidently.

Fulfills Competency Code - C - 1.5

Duration: 6 minutes

Notes to the teacher: Create an impromptu discussion on how speeches have inspired them and the need for public speaking. This will help them realize the relevance of public speaking.

PERIOD 2

Topic: Writing- speech

Time : 23+12=32 minutes

Asset Types: SA+VC, QA

Objective: Students will be able to

- 1) develop the speech on the given topic and share it in the class
- 2) apply their understanding of speech writing

SA_Let Us Write A Speech + VC Integrated

Specific Learning Outcome: Students will be able to develop the speech based on their understanding.

Fulfills Competency Code - C - 1.5

Duration: 23 minutes

Teaching Aids/Learning Aids: Group Activity

Notes to the Teacher: Divide the students into four equal groups. Ask a student from each group to pick up a slip of the topic given to discuss. Collaboratively, students write the speech (at least 8 to 10 sentences). Give the students 10 minutes to write, and after the speech is written, one student should present it.

Each group will be given a topic as follows:

1. "My favourite festival and why I love it". Students will discuss the festival they enjoy, its traditions, and what makes it special.
2. "The Importance of good manners"- discussing why manners matter and how they impact our interactions with others.
3. "How to be a good friend"- exploring the qualities of a good friend and why friendship is important.
4. "Why we should protect the environment"- highlighting the importance of environmental conservation and steps we can take to help.

One student from each group will present his group's points to the class. This asset provides scope for the students to think on the topics given and highlight the importance of the topics and how they reflect in their daily



Sri Sathya Sai VIDYA VAHINI

श्री सत्यसाई विद्या वाहिनी



lives. While one group is presenting, the other group must observe, and at the end, the students will be asked to give their comments about the other group's presentation and the values highlighted.

Notes to the Teacher: A short discussion on the topics will lend itself to the values integrated. **This way VC will seamlessly flow into the SA.**

Resources Required: Four slips with the given topic

Setting for the Activity: Indoor/Outdoor

Type of Activity: Group Activity

Preparation of Activity: Formation of Groups

Role of the Teacher: Facilitator

Procedure: Divide the students into four equal groups. Ask a student from each group to pick up a slip of the topic given to discuss and collaboratively students write the speech (minimum 8 to 10 sentences) and share it in the class. Give 10 minutes to write and after the speech is written one student should present it. While the student from each group is presenting, other students will evaluate/assess based on the rubrics given.

Observation: Children enjoy collaborative learning and assessment.

Conclusion: Students appreciate the value and learn the writing of speech.

Follow-up activity: Discussion

Precautions: Some healthy discussion and a little noise can be allowed.

Troubleshooting: More than one student should not be encouraged to speak at a time. If any group is not able to get started, the teacher can prompt.

Students Assessment Rubrics

Criteria	Very Good	Good	Fair
1. Content			
2. Order of Ideas			
3. Delivery			
4. Was it interesting to the			



Sri Sathya Sai VIDYA VAHINI

श्री सत्यसाई विद्या वाहिनी



<i>listener</i>			
5. <i>Language and Vocabulary</i>			

QA_Write A Speech

Specific Learning Outcome: Students will be able to apply their understanding of speech writing.

Fulfills Competency Code - C - 1.5

Duration: 12 minutes

A topic will be given to the students to write a speech independently. Corrective measures and guidance can be given as required.

Sample Topics:

1. Importance of Books In Our Lives OR 2. Importance of Grandparents In Our Lives

LESSON PLAN DESIGN

You would have noticed that the lesson plan design has ample opportunities for

- ★ activity based learning
- ★ development of critical thinking skills
- ★ relevance and connection of the topic to the real world
- ★ integration of Values with the concept
- ★ Interaction in the classroom

Teaching aids and teacher reference documents mentioned in this Lesson plan are provided in the folders below.



Master Lesson Plan

Seven Asset Methodology for MLP	
What is the purpose of this Master lesson Plan?	This Master Lesson Plan (MLP) prepared by Sri Sathya Sai Vidya Vahini (SSSVV), covers the entire chapter for the given board. The MLP for the chapter given in the textbook is broken down into smaller modules known as assets. Any chapter can be taught using the 7 asset types in SSSVV methodology. Several different assets together complete the entire chapter. Depending on the requirement, each asset is supported by teaching aids such as animated presentation, audio, video, and learning aids such as worksheets. The MLP is for the teacher's preparation and the teaching aids are for use in the classroom.
How to use it?	You can prepare for your class with this MLP by following 3 simple steps: 1. Read your textbook; 2. Go through the information given in the assets (document & multimedia); 3. Prepare your teaching notes. Great! Now you are ready to transact the chapter.
Duration	Kindly note the duration given for each asset. Due care has been taken in planning the assets, to ensure the chapter is completed within the time specified by the Board. Note: Preparation time is not included in the asset duration. The teaching time depends on the duration of the teaching aids and is not impacted by the length of the MLP.
What is a 'Main Script' (MS) Asset?	The Main Script asset is there for explaining the main concepts of the chapter clearly. The information given in the textbook is simplified, organised and structured to give more clarity. Additionally, you may find a video or mnemonics or a graphic organiser to deepen the understanding of the concept.
How to teach using the MS asset?	Please use the blackboard, slides and interaction to develop the concept.
What is an 'Inquisitive Questions' (IQ) asset?	The Inquisitive Questions asset uses questions to promote higher order thinking like the n^{th} why, what-if, new perspectives, cause-effect, and others, creating curiosity.
How to teach using the IQ asset?	You may use the questions to connect with the students, encourage exploration to engage them in the learning process. You may allow multiple responses and instead of rejecting any of the responses, ask why, before revealing the suggested answer or hints.
What is a 'Day to day Relevance' (DD) Asset?	The Day to Day Relevance asset helps students understand the practical relevance of every topic, making them eager participants in the classroom. If




Sri Sathya Sai VIDYA VAHINI

श्री सत्यसाई विद्या वाहिनी



	students connect the concepts to their environment, they would learn meaningfully without dislike or simply memorizing for exams.
How to teach using the DD asset?	You may use the asset by asking questions about their experience and use it to establish why they are learning the topic. If necessary you may substitute with a recent or local example.
What is an 'Interesting Aside' (IA) asset?	The Interesting Aside asset uses attention grabbing tidbits or anecdotes to bring joy and satisfy the child's hunger to know more. This is a quick/short asset intended to bring attention back to the main concept being taught.
How to teach using the IA asset?	You may use this asset to give a piece of interesting information relevant to the topic, without prolonged explanation/discussion. You may suggest appropriate books for further reading.
What is a 'Suggested Activity' (SA) Asset?	The Suggested Activity asset provides a detailed step by step procedure for the teacher to conduct a hands-on activity. This promotes Activity Based Learning.
How to teach using the SA asset?	You may use this asset to energise your students to learn by doing simple, fun-filled activities based on the topic. The asset includes - preparation, activity, and follow-up. You may engage the students in the preparation and follow-up stages to develop collaboration and responsibility. You could try it once, yourself, before the actual delivery to be more comfortable with it. Note: The duration mentioned in the asset is usually for the activity part only.
What is a 'Value Content' (VC) Asset?	The Value Content asset integrates Universal Human Values (such as empathy, inclusivity, respect for nature that translates into responsible behaviour) seamlessly into the curriculum, as the "End of education is character".
How to teach using the VC asset?	You may use this asset to engage with the students to bring out their innate values and connect with the intrinsic values in the topic/concept. The asset includes pointers on the specific pedagogical technique followed.
What is a 'Questions to Assess' (QA) asset?	The Questions to Assess asset uses an interactive approach to check learning of different types of learners, and provides feedback to the teacher for appropriate action. The questions cater to all the levels of Bloom's Taxonomy. Questions from 'Apply' level and above enable students to reflect on their learning.
How to teach using the QA asset?	You may go through the slides to understand its flow and know when to click for the answer (slides include suggested answers). While presenting in the class, you may display the question and encourage multiple responses, before revealing the answer. In some cases, this asset may include extra questions/worksheet that can be given as homework.



॥ Aum Sri Sai Ram ॥

Sri Sathya Sai VIDYA VAHINI श्री सत्यसाई विद्या वाहिनी

