



Master Lesson Plan

for

Reading Comprehension Level 3

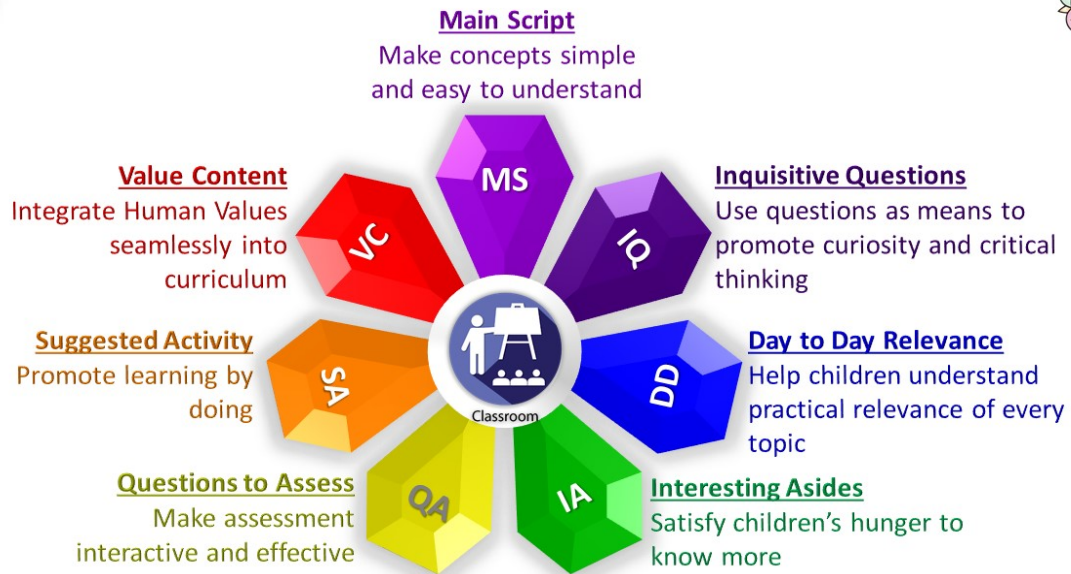
Board	Standard	Subject	Chapter	Language	Creation date
CBSE	STD III	English	Reading Comprehension Level 3	English	21-10-2022 08:12:13

DISCLAIMER

1. Strictly not for Commercial use.
2. Provided on as is basis with no warranties of any kind.
3. Content that falls in Public Domain or common Knowledge facts can be used freely.
4. Some of the contents are owned by the Third parties and are used in compliance with their licensing conditions. Any one infringing the Copyright of such Third parties will be doing so at their own risks and costs.
5. Content can be downloaded and used for Personal, educational and informational purposes only. Any attempt to remove, alter, circumvent or distort the data that is accessed is illegal and strictly prohibited.



Master Lesson Plan (MLP) - Covers the entire chapter with the help of these 7 asset types



For more information on how to use the lesson plan effectively, please scroll to the guidelines at the end of this document.

MS_Objectives-Reading Comprehension

This asset lays down the proposed plan for transacting this chapter. It states the asset objectives of the MLP. This asset is for teacher's reference and need not be taught to the students.

At the end of the chapter, students will be able to:

- discover the pleasure achieved in reading
- explain what is meant by reading comprehension
- appreciate the skill displayed by the world's fastest readers
- discuss how to develop the reading habit
- use their reading skill in daily life scenarios
- practice reading comprehension through various types of questioning
- realise the importance of thinking well before performing an action
- summarise the topic 'Reading comprehension'

Time to teach	Asset type	Theme	Sub Theme
2 minutes	Main Script	Reading Comprehension	Reading Comprehension

IQ_Importance of Reading

Description (Objective): Students will be able to discover the pleasure of reading.

Teaching Aid: PPT

Teaching Learning Material: The teacher can take a story book, a comic, a newspaper and the English textbook.

Note to the teacher: The teacher can show the ppt to introduce the topic 'Reading Comprehension'.

The teacher can show the reading material and ask questions using the ppt. Guided answers are to be given by the students. All answers should preferably be in full sentences.

1. Do you all like to read?

Answer: Yes or No.

2. What kind of books do you like to read?

Answer: Story books, school books, comics, newspapers, magazines and general knowledge books.

3. Where can you read ?

Answer: Anywhere- In the school library, at home, in a train or in a bus. We can read books anywhere as no wifi is required.

4. Why do you think we should read?

Answer: For fun, for knowledge, for stories, to learn new words and to see colourful pictures.

5. Is it necessary that we have to understand what we read?

Answer: The joy is in understanding what we read.



Where can you read ?



1. Magazine: <https://pixabay.com/photos/shop-vendor-magazine-man-singapore-805536/>
2. Teacher: <https://pixabay.com/photos/school-classroom-teacher-7047287/>
3. Window girl: <https://www.flickr.com/photos/29695407@N00/3337615282> (attribution: Easa Shamih)
4. Man: <https://commons.wikimedia.org/w/index.php?curid=71350426> (Attribution: Selvin)
5. Children: <https://www.flickr.com/photos/35026043@N03/3292581996> (Attribution: Pratham Books)
6. Sanyasi: <https://pixabay.com/photos/hindu-read-cross-legged-a-book-4695995/>
7. Girl walking: <https://pixabay.com/photos/woman-trees-book-open-book-walk-1868725/>

Time to teach	Asset type	Theme	Sub Theme
3 minutes	Inquisitive Questions	Reading Comprehension	Reading Comprehension

MS_Reading Comprehension

Description (Objective): Students will be able to comprehend what is meant by reading comprehension.

Teaching Aid: PPT

Note to the teacher: The teacher can take a variety of reading books (about 3) for the children from the school library and ask the following questions:

Do you think you can read and understand what is written in these books? What is Reading Comprehension?

Reading comprehension is the ability to read a text, process it and understand its meaning.

(Note: The teacher can now use the ppt to display the text and ask the children to read the text. This can be followed by asking a few simple questions to check their understanding and processing capacity.)

A Budding Cricketer



1. Boy: <https://www.flickr.com/photos/32012820@N06/8492210374> (Attribution: aphotoshooter)

Ajay is 12 years old. He lives with his parents and younger sister in Chennai. He studies in a school that is near his house. He loves to play indoor games like chess.

His favourite outdoor game is cricket. There is a playground near his house where all the older children of the locality play cricket. Ajay always watches them play every Sunday morning.

Ajay is sure that one day, he will be famous like Virat Kohli.

His parents always encourage him. They even bought him a pair of new gloves, a bat and a ball when he started playing cricket. He plans to join the school cricket team for juniors next year.

Questions:

1. What is the name of the main person in the text?
2. What is the name of the indoor sport that is mentioned in the text?

Fill in the blanks:

1. Ajay lives with his parents and _____ sister in _____.
2. Ajay plans to join the _____ cricket team for juniors next year.

Choose the correct answer:

1. Ajay's favourite outdoor game is
a. Chess b. football c. Cricket
2. Ajay's parents have bought him
a. A pair of gloves, a bat and a ball b. A pair of gloves and a bat c. A pair of gloves and a ball

Time to teach	Asset type	Theme	Sub Theme
15 minutes	Main Script	Reading Comprehension	Reading Comprehension

IA_Fast Readers

Description (Objective): Students will be able to appreciate the skill displayed by the world's fastest readers.

Teaching Aid: PPT


Note to the teacher: The teacher can explain to the students that each person reads at a different speed. The teacher can then ask 2 students to read a paragraph for 30 seconds each. The students can then count the words each student read in 30 seconds. Thereafter the teacher can show the ppt to show them some interesting facts.

- The word 'Speed reading' was coined by an American Lady named Evelyn Wood in the late 1950s.
- Speed reading competitions have been held worldwide regularly.
- The World championship speed reading competition emphasises that 'Comprehension' is a must.
- Nuwa Al Jafri, aged about 4 years, has read 67 books in less than 30 minutes. She holds the first place in the India Book of Records and the Asia Book of Records.
- Aarav Jatin Kadam, aged 3 years and 8 months from Mumbai, holds the world record of 'Youngest Reader' to read Nursery Rhymes. This was achieved on 22nd January 2021.
- Kiara Kaur, a 5 year old Indian American has read 36 books in less than 2 hours. She entered the World Book of Records in London and the Asia Book of Records.

Nuwa Al Jafri

Aarav Jatin

Kiara kaur



3 portraits - Artist Simtha Naveen

Time to teach	Asset type	Theme	Sub Theme
3 minutes	Interesting Asides	Reading Comprehension	Reading Comprehension

DD_Reading in daily life

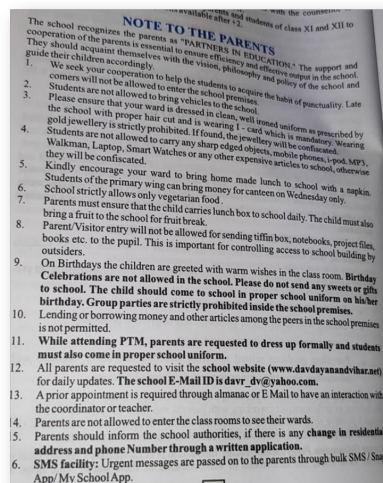
Description (Objective): Students will be able to use reading skills in daily life scenarios.

Teaching Aid Provided: PPT

Note to the teacher: The teacher can ask the children to identify places or situations where people have to read and understand what is written. After receiving their answers, the teacher can show the ppt.

1. At School - The school diary

Parents have to read the instructions given in a school diary and follow the rules and regulations laid down by the school. (The teacher can ask the children to take out their school diary and read the rules).



1. <https://pixabay.com/photos/students-school-children-young-572289/>

2. Diary: Self

2. At Work - Employment contract

When taking up a new job, people have to go through the employment contract to know what the rules and regulations at the workplace are and other details like salary, rules of leave eligibility, bonus, holidays, etc.

3. For Air Travel - Flight ticket

People have to read and understand all the details written on the flight ticket. For example: rules and regulations regarding baggage, flight delays or even baggage loss, etc.

Time to teach	Asset type	Theme	Sub Theme
5 minutes	Day-to-day Relevance	Reading Comprehension	Reading Comprehension

VC_Do Not Act Hastily

Brief Description (Objective): The students will be able to realize the importance of thinking before performing an action.

Teaching Aids (Provided):PPT

Concept-Value Connection

- Comprehension is the understanding and interpretation of what is read. It involves reading, thinking, and reasoning.
- Likewise in life, when we have to make decisions or act in a situation, we need to reason well before we do so.

Activity: Story

Once there was a farmer who lived with his wife and infant son in a village. One day, while returning from the fields, the farmer found a little mongoose lying near a tree. The mongoose looked pale and hurt. The farmer was a kind-hearted man. He picked up the hurt mongoose and brought it home.

He told his wife that the mongoose would be a pet for their son. The farmer's wife did not like the idea but accepted it unwillingly. With the love and care shown by the farmer, the mongoose recovered quickly. Slowly the farmer's wife also started liking the mongoose, but was always anxious and scared about letting the mongoose near her child.

One day the farmer's wife had to go to the market. She left the child with her husband and told him not to let the mongoose near the child. She did not feel it was safe. Soon after his wife left for the market, the farmer had to go out on some urgent work. Since the child was sleeping in the cradle, the farmer left the child with the mongoose. He was sure that the mongoose would take care of their son.

After some time, the farmer's wife returned from the market. She saw the mongoose at the door. Its mouth was covered with blood. She immediately concluded that the mongoose had killed her son. Out of anger, she hit the mongoose on the head with the vegetable basket and rushed inside the hut.

To her surprise and shock, she found her child sleeping peacefully in the cradle. But on the floor

was a poisonous dead snake, bitten into pieces.

The farmer's wife at once realized what had happened. To save the child, the mongoose had attacked and killed the snake. She rushed back outside, only to find the mongoose dead. She cried aloud as she had killed the loyal mongoose.

Points to ponder:

- **Acting without thinking can be painful and dangerous.**
- **There is no point repenting once the action is done.**
- **Do not act hastily. Think before you act.**

Time to teach	Asset type	Theme	Sub Theme
3 minutes	Value Content	Truth	Reasoning

SA_Reading-A Discussion

Description (Objective): Students will be able to discuss how to develop the reading habit.

TOPIC FOR DISCUSSION: How to develop the habit of reading?

Aim: Students will be able to discover various ways of developing their reading habit.

Resources Required: White paper and pencil for each team

Setting for the Activity: Indoor

Type of Activity: Discussion

Preparation For Activity: None

Role of the Teacher: Facilitator

Procedure:

- The teacher divides the class according to the strength of the class.
- Each team decides on a team name.
- Each team gets 7 minutes to write the points.
- Each team then reads its suggestions.
- The teacher makes a note of those inputs on the board in a column for each team.

Observation:

Children in each team participate enthusiastically.

Conclusion:

Children learn how they can improve their reading habit.

Follow-up activity: Discussion

Precautions: N.A.

Troubleshooting:

The teacher has to instruct the students that discipline is to be maintained throughout the activity.

(Notes to the teacher: Some suggestions are given below. The teacher can discuss them at her discretion.

Create reading space, go to a library near your home, select a book of your choice, re-read favourite books, play word games, parents could read to the children, carry a book to read while travelling, dig deeper into a story, like changing the ending or adding a new moral value.)

Time to teach	Asset type	Theme	Sub Theme
15 minutes	Suggested Activity	Reading Comprehension	Reading Comprehension

QA_Testing Time

Description (Objective): Students will be able to practice reading comprehension through various types of questioning.

Teaching Aid: PPT

Note to the teacher:

There are 3 parts in this section.

1. Fill in the blanks.
2. Choose the correct answer.
3. True or False.

Passage

The Library

There is a big library in Rahul's school. The librarian who helps us find the books we need is Miss Kala. The library is open from 8 a.m. to 4 p.m.

This library has books about everything. There are adventure books, fantasy books, mystery books, encyclopedias, science fiction books and many more. If you wish to read an interesting cartoon book, you can always ask Miss Kala to help you find one.

Our library has a big notice that says, 'Silence is Golden'. We all have to read in the mind.

There are many tables and chairs for everyone to do their homework or project. If you require information from magazines, newspaper articles for your project, the librarian is always ready to help.

Don't forget to visit the library and remember to thank the librarian for the help provided.

Questions:

1. Fill in the blanks:
 - a. What is the name of the librarian? (Miss Kala)
 - b. What time does the library close? (4 p.m.)
 - c. Where is this library? (In Rahul's School)
2. Choose the correct answer:
 - a. The notice in the library says -
 1. Silence is good
 2. Silence is Golden
 3. Silence is perfect
3. True or False:
 - a. There are a few tables and chairs in the library. (False - many tables and chairs)
 - b. The library has adventure and mystery books also. (True)

Time to teach	Asset type	Theme	Sub Theme
15 minutes	Questions to Assess	Reading Comprehension	Reading Comprehension

MS_Summary_Reading Comprehension

The teacher may summarise the topic 'Reading Comprehension' using the ppt.

Summary



Understand the passage



Understand the meanings of words according to their placement / usage in the sentences



Comprehend the message that is conveyed

Time to teach	Asset type	Theme	Sub Theme
3 minutes	Main Script	Reading Comprehension	Reading Comprehension

Master Lesson Plan

Seven Asset Methodology for MLP

What is the purpose of this Master lesson Plan?	This Master Lesson Plan (MLP) prepared by Sri Sathya Sai Vidya Vahini (SSSVV), covers the entire chapter for the given board. The MLP for the chapter given in the textbook is broken down into smaller modules known as assets. Any chapter can be taught using the 7 asset types in SSSVV methodology. Several different assets together complete the entire chapter. Depending on the requirement, each asset is supported by teaching aids such as animated presentation, audio, video, and learning aids such as worksheets. The MLP is for the teacher's preparation and the teaching aids are for use in the classroom.
How to use it?	You can prepare for your class with this MLP by following 3 simple steps: 1. Read your textbook; 2. Go through the information given in the assets (document & multimedia); 3. Prepare your teaching notes. Great! Now you are ready to transact the chapter.
Duration	Kindly note the duration given for each asset. Due care has been taken in planning the assets, to ensure the chapter is completed within the time specified by the Board. Note: Preparation time is not included in the asset duration. The teaching time depends on the duration of the teaching aids and is not impacted by the length of the MLP.
What is a 'Main Script' (MS) Asset?	The Main Script asset is there for explaining the main concepts of the chapter clearly. The information given in the textbook is simplified, organised and structured to give more clarity. Additionally, you may find a video or mnemonics or a graphic organiser to deepen the understanding of the concept.
How to teach using the MS asset?	Please use the blackboard, slides and interaction to develop the concept.
What is an 'Inquisitive Questions' (IQ) asset?	The Inquisitive Questions asset uses questions to promote higher order thinking like the n th why, what-if, new perspectives, cause-effect, and others, creating curiosity.
How to teach using the IQ asset?	You may use the questions to connect with the students, encourage exploration to engage them in the learning process. You may allow multiple responses and instead of rejecting any of the responses, ask why, before revealing the suggested answer or hints.
What is a 'Day to day Relevance' (DD) Asset?	The Day to Day Relevance asset helps students understand the practical relevance of every topic, making them eager participants in the classroom. If students connect the concepts to their environment, they would learn meaningfully without dislike or simply memorizing for exams.
How to teach using the DD asset?	You may use the asset by asking questions about their experience and use it to establish why they are learning the topic. If necessary you may substitute with a recent or local example.

What is an 'Interesting Aside' (IA) asset?	The Interesting Aside asset uses attention grabbing titbits or anecdotes to bring joy and satisfy the child's hunger to know more. This is a quick/short asset intended to bring attention back to the main concept being taught.
How to teach using the IA asset?	You may use this asset to give a piece of interesting information relevant to the topic, without prolonged explanation/discussion. You may suggest appropriate books for further reading.
What is a 'Suggested Activity' (SA) Asset?	The Suggested Activity asset provides a detailed step by step procedure for the teacher to conduct a hands-on activity. This promotes Activity Based Learning.
How to teach using the SA asset?	You may use this asset to energise your students to learn by doing simple, fun-filled activities based on the topic. The asset includes - preparation, activity, and follow-up. You may engage the students in the preparation and follow-up stages to develop collaboration and responsibility. You could try it once, yourself, before the actual delivery to be more comfortable with it. Note: The duration mentioned in the asset is usually for the activity part only.
What is a 'Value Content' (VC) Asset?	The Value Content asset integrates Universal Human Values (such as empathy, inclusivity, respect for nature that translates into responsible behaviour) seamlessly into the curriculum, as the "End of education is character".
How to teach using the VC asset?	You may use this asset to engage with the students to bring out their innate values and connect with the intrinsic values in the topic/concept. The asset includes pointers on the specific pedagogical technique followed.
What is a 'Questions to Assess' (QA) asset?	The Questions to Assess asset uses an interactive approach to check learning of different types of learners, and provides feedback to the teacher for appropriate action. The questions cater to all the levels of Bloom's Taxonomy. Questions from 'Apply' level and above enable students to reflect on their learning.
How to teach using the QA asset?	You may go through the slides to understand its flow and know when to click for the answer (slides include suggested answers). While presenting in the class, you may display the question and encourage multiple responses, before revealing the answer. In some cases, this asset may include extra questions/worksheet that can be given as homework.