



Sri Sathya Sai
VIDYA VAHINI
श्री सत्यसाई विद्या वाहिनी

Master Lesson Plan

for

Nouns - Abstract and Material Nouns

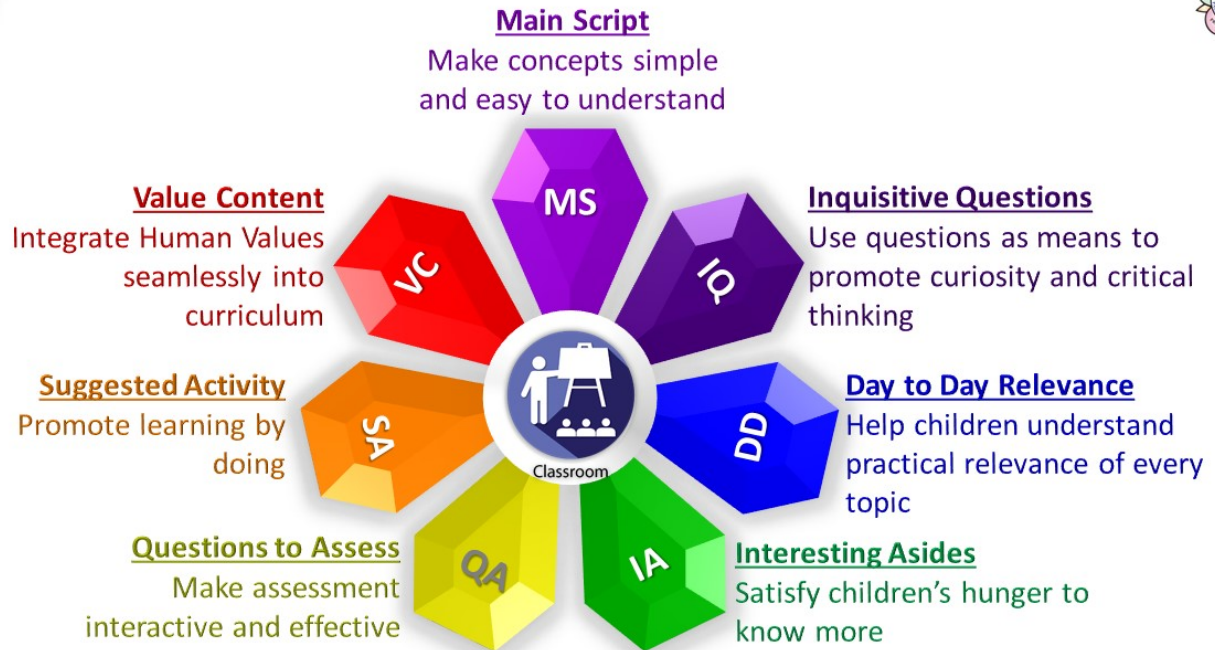
Board	Standard	Subject	Chapter	Language	Creation date
CBSE	STD IV	English	Nouns - Abstract and Material Nouns	English	30-06-2023 10:29:02

DISCLAIMER

1. Strictly not for Commercial use.
2. Provided on **as is** basis with no warranties of any kind.
3. Content that falls in Public Domain or common Knowledge facts can be used freely.
4. Some of the contents are owned by the Third parties and are used in compliance with their licensing conditions. Any one infringing the Copyright of such Third parties will be doing so at their own risks and costs.
5. Content can be downloaded and used for Personal, educational and informational purposes only. Any attempt to remove, alter, circumvent or distort the data that is accessed is Illegal and strictly prohibited.



Master Lesson Plan (MLP) - Covers the entire chapter with the help of these 7 asset types



For more information on how to use the lesson plan effectively, please scroll to the guidelines at the end of this document.

[Notes to teacher: Dear Teachers, through this MLP, we bring to you, suggestions, pedagogical approaches, ideas, teacher Reference Documents (TRD) , Teaching aids (TA) and Learning Aids (LA) for the topic '**Abstract Nouns and Material Nouns**' for grade IV.

This ideation module for lesson planning and delivery has been designed based on the curricular expectations and learning outcomes as prescribed by CBSE.

Curricular Expectations: Students will be able to acquire a varied range of vocabulary and understand the increased complexity of sentence structures both in reading and writing.

Learning Outcome: Using Abstract Nouns and Material Nouns in speech and writing.

Topics in this Chapter

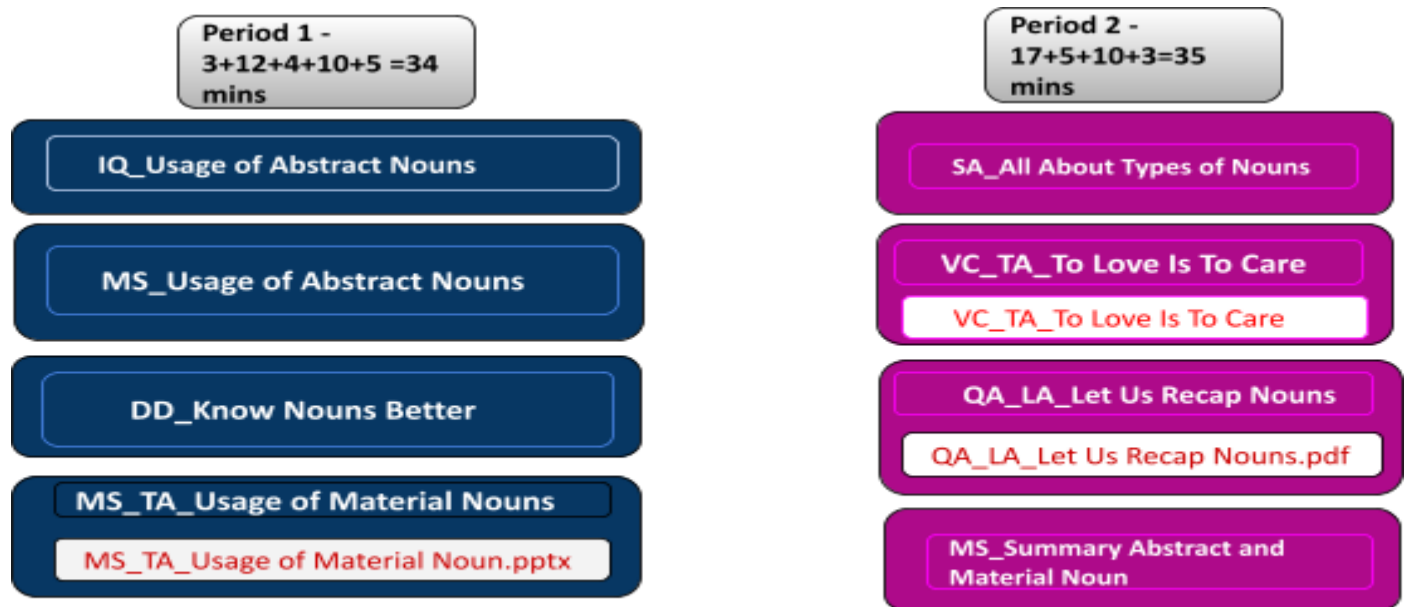
Abstract Nouns and Material Nouns

Total Time: 70 minutes, 2 periods

[Notes to teacher: The chapter on Abstract Nouns and Material Nouns has been broken down into these subtopics. Ideas and strategies on how each topic can be dealt with has been suggested. As you view this lesson plan, you will find that all the seven assets are integrated seamlessly to make learning 'Insightful', 'Inspiring', 'Enjoyable', and 'Participative'. You will also notice that the activities and Value content are designed towards attainment of curricular expectations.

This lesson plan is designed for 2 periods, considering **each period to be of 35 minutes**. Additional one or two periods may be used, if required.]

Lesson Plan Flow



[Notes to the teacher: Here is the MLP at a glance for a quick reference.]

PERIOD 1

Topic: Abstract Nouns and Material Nouns

Time: 3 + 12 + 4 + 10 + 5 = 34 mins

Asset Types: Inquisitive Questions, Main Script, Day To Day Relevance, Main Script

Objective: Students will be able to:

- 1) Identify different types of nouns.
- 2) Identify Abstract Nouns.
- 3) Differentiate between Abstract Nouns and Material Nouns.

4) Identify Material Nouns in sentences.

IQ Think and Answer

Make a table on the blackboard and ask the students to think of the different kinds of nouns learned. As per the students' answers, write down the nouns in different columns as per the category the students give, or you may ask about the kind of nouns written on the board. You can recapitulate the nouns already learnt, i.e., proper nouns, common nouns, countable, uncountable etc.

Sample Nouns:

Proper Nouns	Common Nouns	Countable Nouns	Uncountable Nouns	Collective Nouns	Material Nouns	Abstract Nouns
India	Man	Desk	Leaves	Collective noun for bees – Swarm	Gold	Love
Rahul	City	Chairs	Hair	Collective noun for sheep – Herd	Iron	Happiness
Sun	Planet	Blackboard	Sugar	Collective noun for ships – Fleet	Plastic	Anger

Sample Questions:

- What are Nouns?
- How many kinds of Nouns have you learnt?
- Can you give a list of Nouns one by one?

MS_Usage of Abstract Nouns

Elicit the different kinds of nouns from the students, help them identify Abstract and Material Nouns and start the MS. The GO may be used for clarity.

Abstract Nouns

An Abstract Noun is a word that represents a quality, idea or concept that cannot be physically touched or seen or it refers to anything that isn't directly observable. That could mean personal qualities, concepts, cultural movements or measurement of time.

Rules for identifying Abstract Nouns

- ◆ Abstract nouns are always singular.
- ◆ Abstract nouns cannot be counted.
- ◆ They cannot be perceived by five senses.
- ◆ They are usually nonmaterial.

Love

Joy

Courage

Beauty

Justice

Loyalty

Wisdom

Honesty

Freedom

Intelligence

Peace

Prosperity

Most Common Types of Abstract Nouns

Emotions and Feelings: Joy, Love, Fear, Anger, Hope, Happiness, Sadness

Ideas and Concepts: Morality, Freedom, Justice, Equality, Democracy

Characteristics and Qualities: Beauty, Bravery, Intelligence, Honesty, Kindness

Conditions and States of Being: Peace, War, Sickness, Health, Poverty, Wealth

Some Sample Sentences

- ❖ Love is Divine.
- ❖ Joy is the essence of life.
- ❖ Perseverance is the key to success.
- ❖ Beauty lies in simplicity.

- ❖ Honesty is the best policy.
- ❖ Wisdom comes with experience.
- ❖ Loyalty should be respected.
- ❖ Intelligence is needed everywhere.

DD_Know Nouns Better

Ask the students to make sentences using the present objects and circumstances in the classroom. Could show the visuals/articles available in the classroom, create situations for the students and encourage them to make sentences. Encourage the shy students to speak. While the students are making sentences, write those sentences on the blackboard and ask the students to underline the Abstract and Material Nouns.

For Example:

1. Students are sitting on a chair.
2. Chairs are made of wood.
3. Yesterday it rained a lot.
4. I ate fruits today.
5. We must live in peace.
6. Honesty is the best policy.
7. Violence should be avoided in all circumstances.
8. Milk is very nutritious.
9. He was rewarded for bravery.
10. Confidence comes with experience.

MS_ Usage of Material Nouns

Encourage students to come up with different kinds of nouns, help them identify Abstract and Material Nouns, and start the MS. The PPT can be used for clarity.

Summary at a glance-

Material Nouns

Material Nouns are the nouns which refer to physical matter which can be felt, seen or touched. They can be countable or uncountable. For e.g. paper, petrol, air, water, rain, pebble, stone etc.

Petrol, air, water and rain are uncountable nouns whereas pebble, paper and stone are countable nouns. For e.g. "This paper was given to me by my teacher." Paper is the material noun in this sentence because it can be seen, felt or touched. Other examples include tea, jute, bangles, rubber, wheat, rice, sugar, salt, oil etc.

Classification of Material Nouns

Classification	Material Nouns	
Material Nouns from Nature	Countable	Eggs, trees, animals, pebbles, stones etc.
	Uncountable	Water, air, salt, sand, gold, iron, copper, coal, silver etc.
Material Nouns from Plants	Countable	Fruits, vegetables, flowers etc.
	Uncountable	Food, rubber, coffee, tea, oil, jute, wood, cotton, spices etc.
Material Nouns from Animals	Countable	Eggs
	Uncountable	Milk, meat, honey, silk, wool etc.

PERIOD 2

Topic: Abstract Nouns and Material Nouns

Time: 17 + 5 + 10 + 3 = 35 mins

Asset Types: Suggested Activities, Value Content, Questions to Assess, Main Script, Summary

Objective: Students will be able to:

- 1) Use Abstract Nouns and Material Nouns in sentences of their own.
- 2) Realise the importance of practicing honesty in their lives.
- 3) Use the Nouns given in the worksheet, appropriately.
- 4) Recapitulate the use of Abstract and Material Nouns.

SA_All About Types of Nouns

(Indoor and Group activity)

- ü Make four groups and select one student in each as a group leader.
- ü Allocate each group to a venue/location, and instruct the students to list Material and Abstract nouns available separately.
- ü Instruct the students to be back in class within 10 minutes.
- ü Ask the group leaders to read the listed Material and Abstract nouns.
- ü The work done by the students can be displayed in the classroom or on the corridor display boards in a presentable manner.

A sample set of Material Nouns in the countable and uncountable category for each location.

Classroom	Countable	chalk, duster, blackboard, chair, table etc.
	Uncountable	hair, skin, air, water, oxygen etc.
Corridor	Countable	walls, display boards, charts, fans, tube lights etc.
	Uncountable	air, light, dust, noise, wood etc.
Campus	Countable	walls, trees, fields, flowers, dustbins etc.
	Uncountable	air, light, mud, leaves, water etc.

[Notes to the Teacher: Begin the class by motivating the students to be good observers and sensitive towards their surroundings.]

VC_To Love Is To Care

Concept-Value Connection:

Abstract nouns refer to ideas, concepts, emotions, qualities or states that cannot be perceived by the five senses and Material nouns refer to physical substances or objects that can be perceived by the five senses. Understanding the differences between them can help to use them correctly in writing and communication.

Similarly, we need to understand the needs of others i.e., material, object, ideas or emotions and should show our love and care through sharing it rightly.

[Note to the teacher: Discuss with the students on the points given below. You could use the VC_TA_To Love Is To Care.pptx. attached.]

Points to Ponder/reflect upon:

Students! It is very important to show our love and care towards everyone and everything as:

It makes a difference in someone's life.

It makes us and people around us feel happy.

It helps us to become the best version of ourselves.

It brings about a change in society.

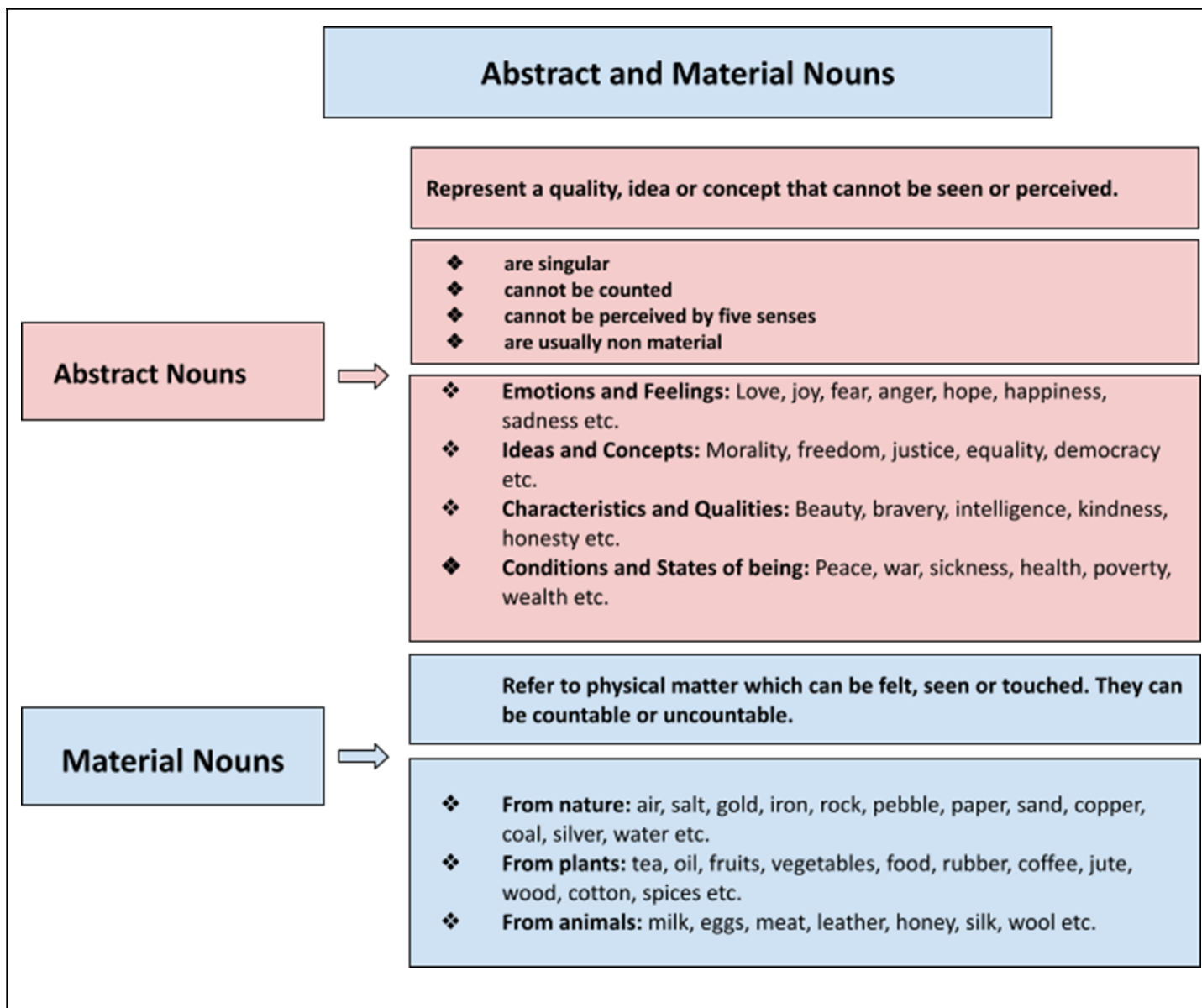
Worksheet QA_Let Us Recap Nouns

Use the worksheet [QA_TA_Let Us Recap Nouns.pdf](#). as a formative assessment tool or as a home assignment to reinforce the concept taught.

[Notes to the teacher: The pdf [QA_TA_Let Us Recap Nouns.pdf](#). is provided to facilitate easy access.]

MS_Summary Abstract Nouns and Material Nouns

Develop the GO on the board through elicitation to recapitulate the usage of Abstract Nouns and Material Nouns.



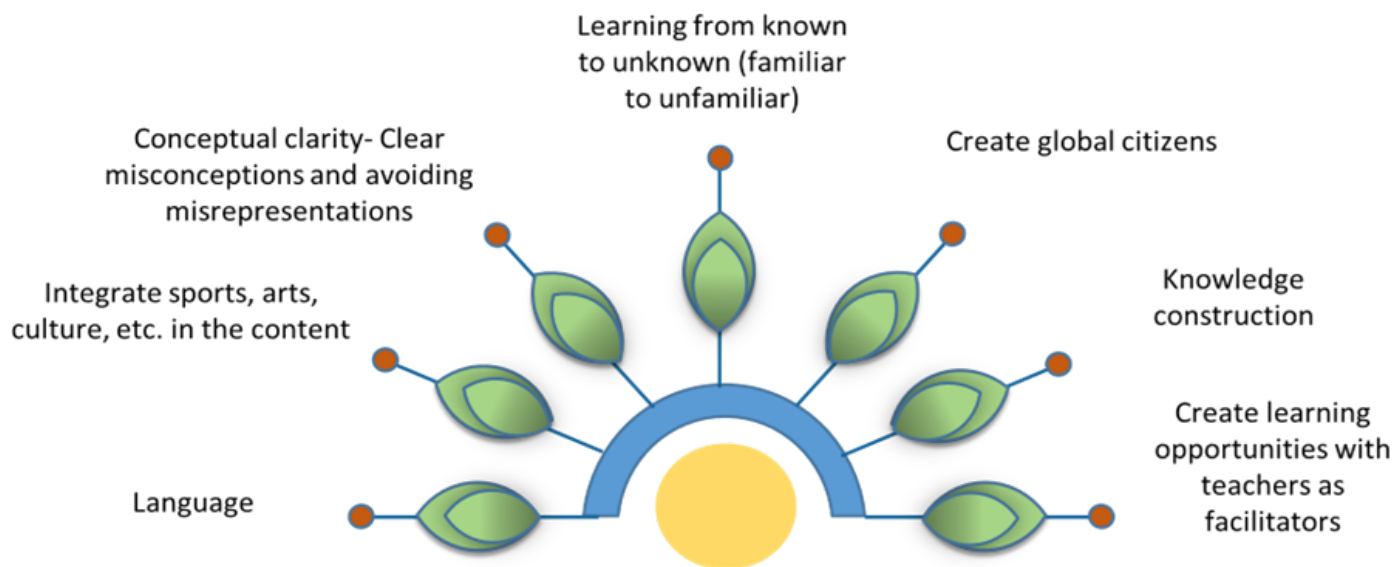
LESSON PLAN DESIGN

You would have noticed that the lesson plan designed has ample opportunities for:

- ★ activity based learning
- ★ development of critical thinking skills
- ★ relevance and connection of the topic to the real world

Teaching aids and teacher reference documents mentioned in this Lesson plan are provided in the folders below.

Salient recommendations of NEP



We hope that this Lesson plan design which is aligned to the NEP 2020 guidelines will be helpful for you.

Thank you.

Master Lesson Plan

Seven Asset Methodology for MLP	
What is the purpose of this Master lesson Plan?	This Master Lesson Plan (MLP) prepared by Sri Sathya Sai Vidya Vahini (SSSVV), covers the entire chapter for the given board. The MLP for the chapter given in the textbook is broken down into smaller modules known as assets. Any chapter can be taught using the 7 asset types in SSSVV methodology. Several different assets together complete the entire chapter. Depending on the requirement, each asset is supported by teaching aids such as animated presentation, audio, video, and learning aids such as worksheets. The MLP is for the teacher's preparation and the teaching aids are for use in the classroom.
How to use it?	You can prepare for your class with this MLP by following 3 simple steps: 1. Read your textbook; 2. Go through the information given in the assets (document & multimedia); 3. Prepare your teaching notes. Great! Now you are ready to transact the chapter.
Duration	Kindly note the duration given for each asset. Due care has been taken in planning the assets, to ensure the chapter is completed within the time specified by the Board. Note: Preparation time is not included in the asset duration. The teaching time depends on the duration of the teaching aids and is not impacted by the length of the MLP.
What is a 'Main Script' (MS) Asset?	The Main Script asset is there for explaining the main concepts of the chapter clearly. The information given in the textbook is simplified, organised and structured to give more clarity. Additionally, you may find a video or mnemonics or a graphic organiser to deepen the understanding of the concept.
How to teach using the MS asset?	Please use the blackboard, slides and interaction to develop the concept.
What is an 'Inquisitive Questions' (IQ) asset?	The Inquisitive Questions asset uses questions to promote higher order thinking like the n th why, what-if, new perspectives, cause-effect, and others, creating curiosity.
How to teach using the IQ asset?	You may use the questions to connect with the students, encourage exploration to engage them in the learning process. You may allow multiple responses and instead of rejecting any of the responses, ask why, before revealing the suggested answer or hints.
What is a 'Day to day Relevance' (DD) Asset?	The Day to Day Relevance asset helps students understand the practical relevance of every topic, making them eager participants in the classroom. If students connect the concepts to their environment, they would learn meaningfully without dislike or simply memorizing for exams.
How to teach using the DD asset?	You may use the asset by asking questions about their experience and use it to establish why they are learning the topic. If necessary you may substitute with a recent or local example.
What is an 'Interesting Aside' (IA) asset?	The Interesting Aside asset uses attention grabbing titbits or anecdotes to bring joy and satisfy the child's hunger to know more. This is a quick/short asset intended to bring attention back to the main concept being taught.
How to teach using the IA asset?	You may use this asset to give a piece of interesting information relevant to the topic, without prolonged explanation/discussion. You may suggest appropriate books for further reading.
What is a 'Suggested	The Suggested Activity asset provides a detailed step by step procedure for the teacher to conduct a hands-on activity. This promotes Activity Based Learning.

Activity' (SA) Asset?	
How to teach using the SA asset?	You may use this asset to energise your students to learn by doing simple, fun-filled activities based on the topic. The asset includes - preparation, activity, and follow-up. You may engage the students in the preparation and follow-up stages to develop collaboration and responsibility. You could try it once, yourself, before the actual delivery to be more comfortable with it. Note: The duration mentioned in the asset is usually for the activity part only.
What is a 'Value Content' (VC) Asset?	The Value Content asset integrates Universal Human Values (such as empathy, inclusivity, respect for nature that translates into responsible behaviour) seamlessly into the curriculum, as the "End of education is character".
How to teach using the VC asset?	You may use this asset to engage with the students to bring out their innate values and connect with the intrinsic values in the topic/concept. The asset includes pointers on the specific pedagogical technique followed.
What is a 'Questions to Assess' (QA) asset?	The Questions to Assess asset uses an interactive approach to check learning of different types of learners, and provides feedback to the teacher for appropriate action. The questions cater to all the levels of Bloom's Taxonomy. Questions from 'Apply' level and above enable students to reflect on their learning.
How to teach using the QA asset?	You may go through the slides to understand its flow and know when to click for the answer (slides include suggested answers). While presenting in the class, you may display the question and encourage multiple responses, before revealing the answer. In some cases, this asset may include extra questions/worksheet that can be given as homework.