



Sri Sathya Sai
VIDYA VAHINI
श्री सत्यसाई विद्या वाहिनी

Master Lesson Plan

for

Types of Sentences - Assertive, Interrogative, Exclamatory Imperative

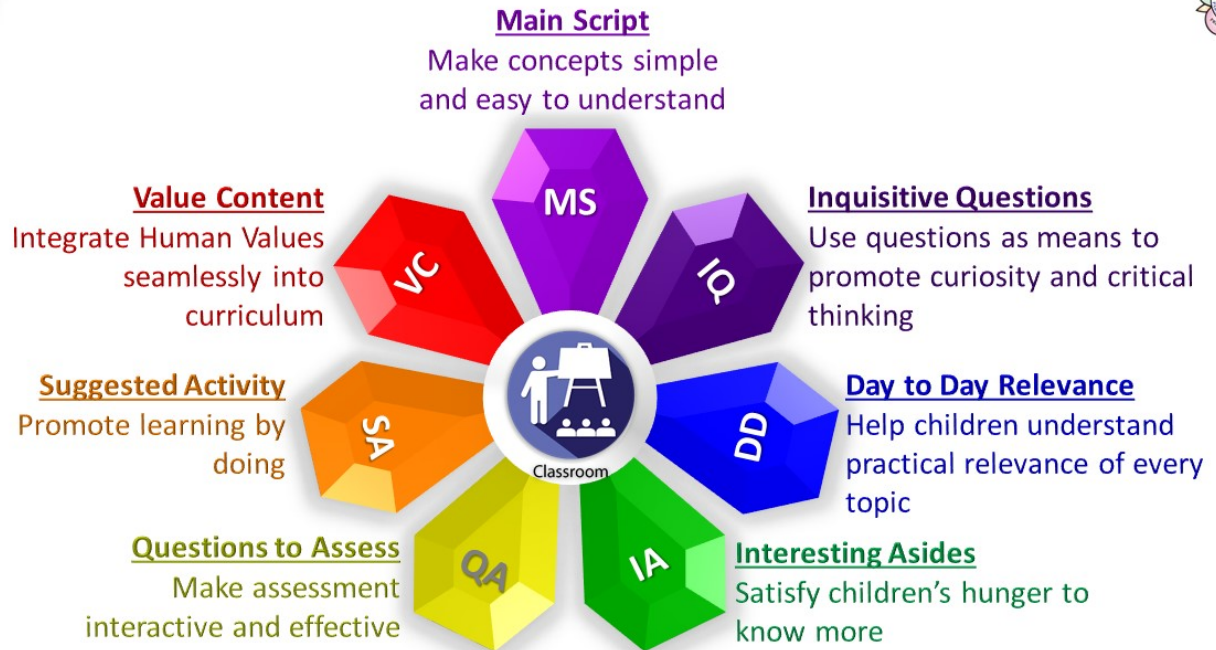
Board	Standard	Subject	Chapter	Language	Creation date
CBSE	STD IV	English	Types of Sentences - Assertive, Interrogative, Exclamatory Imperative	English	26-06-2023 21:52:49

DISCLAIMER

1. Strictly not for Commercial use.
2. Provided on **as is** basis with no warranties of any kind.
3. Content that falls in Public Domain or common Knowledge facts can be used freely.
4. Some of the contents are owned by the Third parties and are used in compliance with their licensing conditions. Any one infringing the Copyright of such Third parties will be doing so at their own risks and costs.
5. Content can be downloaded and used for Personal, educational and informational purposes only. Any attempt to remove, alter, circumvent or distort the data that is accessed is Illegal and strictly prohibited.



Master Lesson Plan (MLP) - Covers the entire chapter with the help of these 7 asset types



For more information on how to use the lesson plan effectively, please scroll to the guidelines at the end of this document.

[Notes to teacher : Dear Teachers, through this MLP, we bring to you, suggestions, pedagogical approaches, ideas, teacher reference documents(TRD) , teaching aids(TA) and Learning Aids(LA) for the topic **-MS_Ideation Module_ Types of Sentences- for grade 4.**

This ideation for lesson planning and delivery has been designed based on the curricular expectations and learning outcomes as prescribed by **CBSE**.

Curricular Expectations : Children are expected to attain basic proficiency, such as the capacity to meaningfully communicate one's ideas in English language in both spoken and written form utilising kinds of sentences.

Learning Outcome: The learner uses the Types of Sentences, Declarative, Exclamatory, Interrogative and Imperative forms suitable for speech and in writing.

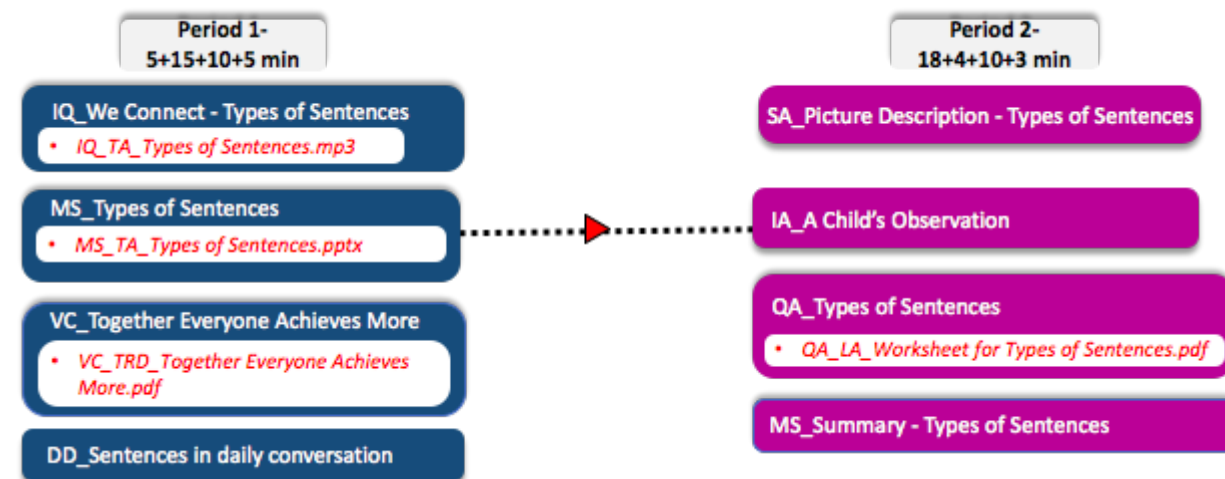
Total Time : 70 minutes. 2. periods

Topics in this Chapter

1. Types of Sentences
 - Declarative Sentence
 - Exclamatory Sentence
 - Interrogative sentence
 - Imperative Sentence
2. Usage of kinds of sentences in spoken and written form

[Notes to teacher: The chapter on **Types of Sentences** has been broken down into these subtopics. Ideas and strategies on how each topic can be dealt with has been suggested. As you view this lesson plan, you will find that all the seven assets are integrated seamlessly to make learning 'Insightful', 'Inspiring', 'Enjoyable', and 'Participative'. You will also notice that the activities and Value content are designed towards attainment of curricular expectations.

This lesson plan is designed for 2 periods, considering each period to be of 35 minutes. Additional one or two periods may be used, if required.]



[Notes to the teacher:Here is the MLP at a glance for a quick reference.]

PERIOD 1

Topic: Types of Sentences

Time: 5 + 15 + 10 + 5 = 35 mins

Asset Types: IQ, MS, VC, DD

Objectives: Students will be able to:

1. discover the importance of Kinds of Sentences in different situations

2. describe an event or place vocally or in written form with an accurate understanding of Types of Sentences.
3. relate to a conversation that takes place between family members, when they use different kinds of sentences to convey their ideas.
4. realize that cooperative effort is more powerful than competition

IQ_We connect - Types of Sentences



<https://pixabay.com/photos/dog-puppy-canine-white-dog-fur-5723334/>

Draw the puppy on the blackboard or hang a picture of the puppy in the classroom. Under the picture write the following lines. Do this as a verbal exercise.

My Lost Puppy

I have lost my one-year-old puppy. It's a Pomeranian.

It is as white as snow and its name is Snowy.

All the little kids say, "Oh! It's such a cute puppy."

I asked my neighbours,

"Do you think it could be hiding in your backyard?"

It doesn't bite. Don't worry.

Ask a student to read the sentences aloud, then play the Audio - [IQ_TA_Types of Sentences.mp3](#) that is provided as a Teaching Aid and tell them to listen to it carefully.

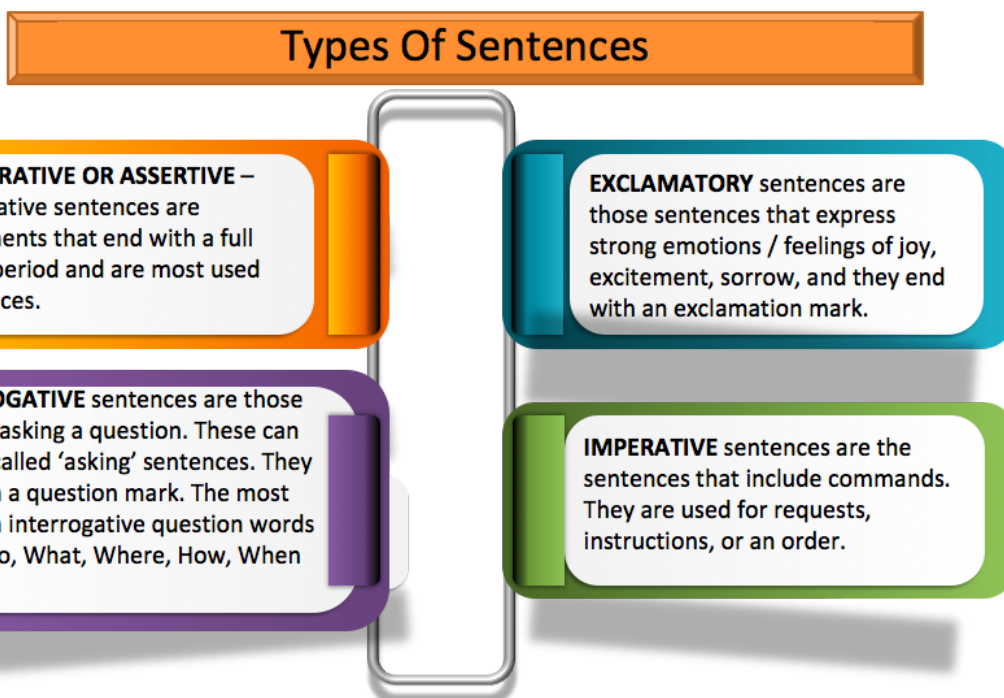
Once that is done elicit answers for the questions given below:-

1. What is the passage all about?
2. Did you notice any difference between the reading of the passage by the student and the audio clip?
3. Can you identify at least two kinds of sentences used in the passage?

2) MS_Types of Sentences

Explain the four types of sentence forms are - Declarative, Interrogative, Exclamatory and Imperative sentences, with the help of the mind map given .

The meaning and examples for each type of sentence is provided in the PPT. You may use the PPT [MS_TA_Types of Sentences.pptx](#), provided as a Teaching aid. If required, you may develop the mind map on the blackboard to make the concept clearer.



3) VC_Together Everyone Achieves More

Prepare the students for a role Play highlighting the importance of teamwork.

The students may enact the role play in the class

Use the details given in the document and conduct a role-play on the topic.

[VC_TRD_Together Everyone Achieves More.pdf](#), has been provided as a Teacher Reference Document.

The DD asset may flow smoothly into the VC asset as both throw light on the importance of collective effort which ensures success and also on the usage of kinds of sentences in our day to day conversation.

4) DD_Sentences in daily conversation

Types of sentences that are used at home, on the playground and on the school campus. In fact, they are used everywhere in our daily conversations.

Read the conversation:

Mother- Vijay, Get up quickly.

Vijay – (groaning, grumbling) What is there for breakfast?

Mother-Come and see for yourself.

Vijay-Yummy! My favourite 'Aloo Parathas'.

Father- Good Boy! You got up quite early today.

Vijay- Mother said that I would be late for school.

Father (smiling)- But today is Sunday.

Mother- Oh! No! I thought it was Monday

PERIOD 2

Topic: Types of Sentences.

Time: Ex:18 + 4 + 10 + 3 = 35 mins

Asset Types: SA, IA & QA, MS_Summary

Objective: Students will be able to

- 1) compose a picture story using the Four kinds of Sentences – Declarative, Exclamatory, Interrogative, and Imperative.
- 2) take delight in listening to the incident narrated by the teacher, it acts like an attention grabber for the students
- 3) apply their knowledge of the concept learnt in the exercises on kinds of sentences/types of Sentences
- 4) will be able to summarise the importance and usage of Kinds of Sentences

1) SA_Picture Description - Types of Sentences

A Group Activity on Picture Description using the Types of Sentences .

Aim: To think in groups and share their ideas using the four kinds of sentences to describe an object or to create a picture story.

Resources Required:i) A-4 size white sheet of paper or a clean blank white sheet of paper. ii) Pictures of persons,place, animals and things iii) black lead pencil, coloured pencils and a blue pen.

Divide the class into groups of five students in each group.

The teacher keeps the pictures ready for the activity.

Procedure:

- distribute the A-4 size sheets or plain white sheets and a picture to each group
- explain and guide the students how to work in groups and write the picture description using - Declarative, Exclamatory, Interrogative and Imperative sentences
- do one picture description on the blackboard as an example for the groups to follow
- the groups may draw the picture and colour it on the sheet of paper that was given to them ,if they wish to do so
- encourage all to participate
- appreciate the work done

Students pin their write-up after the teacher's correction on the classroom and school

corridor notice boards

2) IA_A Child's Observation

Narrate this humorous incident and see how the children react to the child's talk.

A mother was revising types of sentences with her child. Suddenly the child exclaims: Amma! I think my teacher does not know all types of sentences. She writes only Interrogative sentences in the question paper. But tells us to write only assertive/ declarative sentences and we cannot answer in interrogative sentences.

3) QA_Types of Sentences

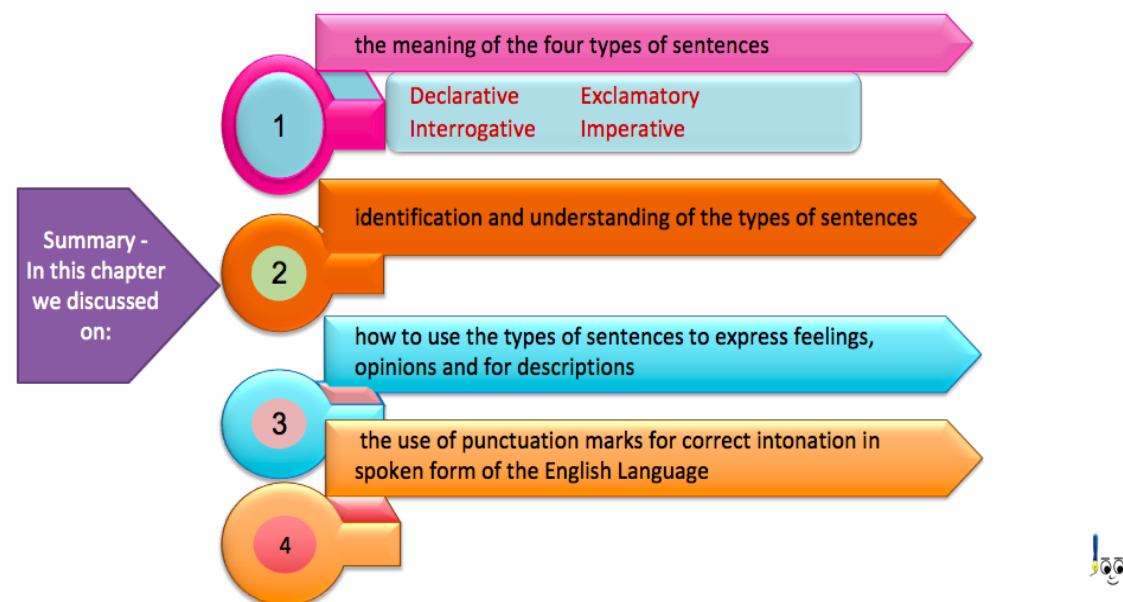
Present the [QA_LA_Worksheet for Types Of Sentences.pdf](#) which is provided as a Learning aid to the students.

Allow the students to answer the questions of the QA asset before you reveal them . Distribute the worksheets or write the exercises on the blackboard for students to apply their understanding on the four kinds of sentences - Declarative, Interrogative, Exclamatory and Imperative sentences.





Notes to the teacher: The worksheet includes the answers, please take care not to print the answer page when distributing the worksheet to the students.

4) MS_Summary - Types of Sentences

You may once again summarise the concepts learnt. The GOs are given below for your reference.



Examples

a declarative statement ends with a period / full stop	Example: My name is Guru.	
an exclamatory sentence ends with an exclamation mark	Example: I can't believe it! You are in Mumbai now.	
an interrogative sentence ends with a question mark	Example: Do you like ice cream?	
an imperative sentence ends with a full stop / period	Example: Give me a pen and a pencil.	

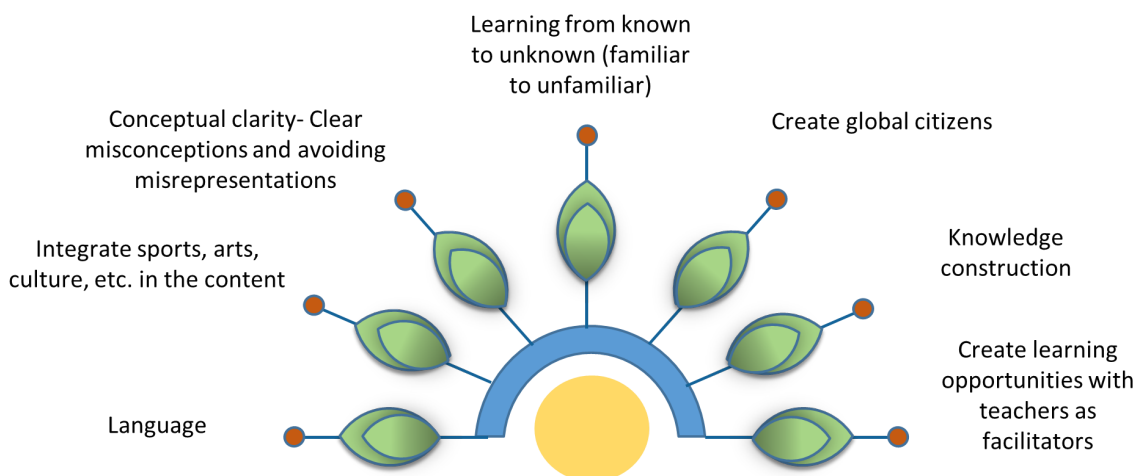
LESSON PLAN DESIGN

You would have noticed that the lesson plan designed has ample opportunities for

- ★ activity based learning
- ★ development of critical thinking skills
- ★ relevance and connection of the topic to the real

Teaching aids and teacher reference documents mentioned in this Lesson plan are provided in the folders below.

Salient recommendations of NEP



We hope that this Lesson plan design which is aligned to the NEP2020 guidelines will be helpful for you. Thank you.

Master Lesson Plan

Seven Asset Methodology for MLP	
What is the purpose of this Master lesson Plan?	This Master Lesson Plan (MLP) prepared by Sri Sathya Sai Vidya Vahini (SSSVV), covers the entire chapter for the given board. The MLP for the chapter given in the textbook is broken down into smaller modules known as assets. Any chapter can be taught using the 7 asset types in SSSVV methodology. Several different assets together complete the entire chapter. Depending on the requirement, each asset is supported by teaching aids such as animated presentation, audio, video, and learning aids such as worksheets. The MLP is for the teacher's preparation and the teaching aids are for use in the classroom.
How to use it?	You can prepare for your class with this MLP by following 3 simple steps: 1. Read your textbook; 2. Go through the information given in the assets (document & multimedia); 3. Prepare your teaching notes. Great! Now you are ready to transact the chapter.
Duration	Kindly note the duration given for each asset. Due care has been taken in planning the assets, to ensure the chapter is completed within the time specified by the Board. Note: Preparation time is not included in the asset duration. The teaching time depends on the duration of the teaching aids and is not impacted by the length of the MLP.
What is a 'Main Script' (MS) Asset?	The Main Script asset is there for explaining the main concepts of the chapter clearly. The information given in the textbook is simplified, organised and structured to give more clarity. Additionally, you may find a video or mnemonics or a graphic organiser to deepen the understanding of the concept.
How to teach using the MS asset?	Please use the blackboard, slides and interaction to develop the concept.
What is an 'Inquisitive Questions' (IQ) asset?	The Inquisitive Questions asset uses questions to promote higher order thinking like the n th why, what-if, new perspectives, cause-effect, and others, creating curiosity.
How to teach using the IQ asset?	You may use the questions to connect with the students, encourage exploration to engage them in the learning process. You may allow multiple responses and instead of rejecting any of the responses, ask why, before revealing the suggested answer or hints.
What is a 'Day to day Relevance' (DD) Asset?	The Day to Day Relevance asset helps students understand the practical relevance of every topic, making them eager participants in the classroom. If students connect the concepts to their environment, they would learn meaningfully without dislike or simply memorizing for exams.
How to teach using the DD asset?	You may use the asset by asking questions about their experience and use it to establish why they are learning the topic. If necessary you may substitute with a recent or local example.
What is an 'Interesting Aside' (IA) asset?	The Interesting Aside asset uses attention grabbing titbits or anecdotes to bring joy and satisfy the child's hunger to know more. This is a quick/short asset intended to bring attention back to the main concept being taught.
How to teach using the IA asset?	You may use this asset to give a piece of interesting information relevant to the topic, without prolonged explanation/discussion. You may suggest appropriate books for further reading.
What is a 'Suggested	The Suggested Activity asset provides a detailed step by step procedure for the teacher to conduct a hands-on activity. This promotes Activity Based Learning.

Activity' (SA) Asset?	
How to teach using the SA asset?	You may use this asset to energise your students to learn by doing simple, fun-filled activities based on the topic. The asset includes - preparation, activity, and follow-up. You may engage the students in the preparation and follow-up stages to develop collaboration and responsibility. You could try it once, yourself, before the actual delivery to be more comfortable with it. Note: The duration mentioned in the asset is usually for the activity part only.
What is a 'Value Content' (VC) Asset?	The Value Content asset integrates Universal Human Values (such as empathy, inclusivity, respect for nature that translates into responsible behaviour) seamlessly into the curriculum, as the "End of education is character".
How to teach using the VC asset?	You may use this asset to engage with the students to bring out their innate values and connect with the intrinsic values in the topic/concept. The asset includes pointers on the specific pedagogical technique followed.
What is a 'Questions to Assess' (QA) asset?	The Questions to Assess asset uses an interactive approach to check learning of different types of learners, and provides feedback to the teacher for appropriate action. The questions cater to all the levels of Bloom's Taxonomy. Questions from 'Apply' level and above enable students to reflect on their learning.
How to teach using the QA asset?	You may go through the slides to understand its flow and know when to click for the answer (slides include suggested answers). While presenting in the class, you may display the question and encourage multiple responses, before revealing the answer. In some cases, this asset may include extra questions/worksheet that can be given as homework.