

For more information on how to use the lesson plan effectively, please scroll to the guidelines at the end of this document.

**[Notes to teacher:** Dear Teachers, through this MLP, we bring to you suggestions, pedagogical approaches, ideas, Teacher Reference Documents (TRD), Teaching aids (TA) and Learning Aids (LA) for the topic **'Prepositional Phrases' for grade 4.**

This ideation for lesson planning and delivery has been designed based on the curricular expectations and learning outcomes as prescribed by CBSE.

**Curricular Expectations:** Children are expected to attain basic proficiency like developing the ability to express one's thoughts orally and in writing in a meaningful way in the English language utilizing Prepositional Phrases.

**Learning Outcome:** The learner uses the Prepositional Phrases suitable for speaking as well as in writing.

---

**Total Time: 70 minutes approx: 2 periods**

There are three different kinds of prepositional phrases.

- 1) A prepositional phrase that modifies a noun and acts as an adjective.
- 2) A prepositional phrase that modifies a verb and acts as an adverb .
- 3) A prepositional phrase sometimes acts as a noun.

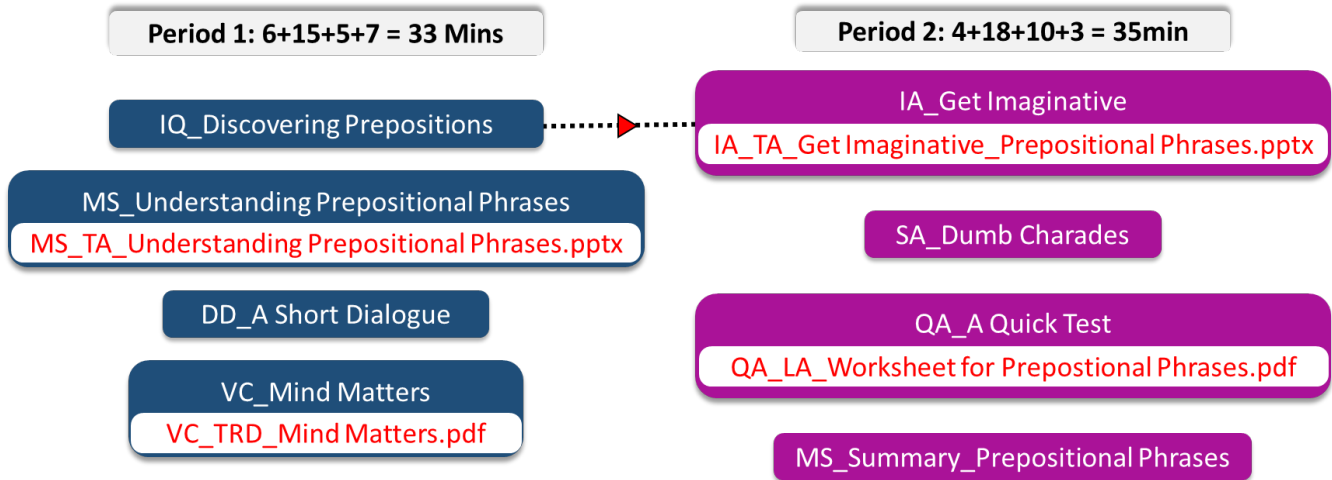
**[Notes to teacher:** The chapter on Prepositional Phrases has been broken down into these subtopics. Ideas and strategies on how each topic can be dealt with have been suggested. As you view this lesson plan, you will find that all the seven assets are integrated seamlessly to make learning 'Insightful', 'Inspiring', 'Enjoyable', and 'Participative'. You will also notice that the activities and Value content are designed towards attainment of curricular expectations.

**This lesson plan is designed for 2 periods, considering each period to be 35 minutes. Additional one or two periods may be used, if required.]**

---

**Lesson Plan Flow**

**Notes to the teacher:** Here is the MLP at a glance for a quick reference



---

## PERIOD 1

**Topic: Prepositional Phrases**

**Time: 6 + 15 + 5 + 7 = 33 minutes**

**Asset Types: IQ, MS, DD, VC**

**Objective:** Students will be able to:

1. discover prepositions in the activity conducted by the teacher
2. differentiate between the usage of prepositions and prepositional phrases
3. relate to a familiar situation, using prepositional phrases
4. realize that mindset matters for a positive attitude in life

## 1) IQ\_Discovering Prepositions

Divide the class into two teams and ask one team to close their eyes while the other team rearranges the items in the classroom.

Ask the first team to open their eyes, look around and state the differences they discovered in the classroom.

Tell them to speak about the differences in complete sentences. Ask the second team to discover the prepositions used in the sentences.

Write the sentences on the blackboard.

1. There is a new chart **on** the wall.
2. The dustbin is **behind** the door.
3. The register is **under** the desk.
4. The duster is **lying** in the corner.
5. The flower vase is **in front** of the window.
6. The teacher's chair has been moved **to** the left side **of** the desk.
7. A new tablecloth was spread **over** the desk.
8. One chair has been placed **outside** the classroom.

Prepositions present in the sentences-

- 1) on 2) behind 3) under 4) in 5) in front of 6) to, of 7) over 8) outside

The IQ and MS assets have been merged. The teacher may begin with an IQ asset and let it flow seamlessly into an MS asset.

## 2) MS\_Understanding Prépositional Phrases

Provide the answers to the IQ questions and then proceed to introduce the three types of prepositional phrases and specify where they occur, like at the end, in the middle and in the beginning.

Explain the meaning and provide examples for the three types of Prepositional Phrases with the help of the mind map given.

Use the PPT [MS\\_TA\\_Understanding Prepositional Phrases pptx](#) provided as a Teaching Aid. If required you may develop the mind map on the blackboard to make the concept clearer.

### Prepositional Phrase consists of

Preposition

Object

Modifier

- Prepositional phrases **begin with a preposition**, for eg. **by the seaside, up the tree.**

#### Few Other Examples:

- The squirrel climbed **up the tree.**
- The car went **down the hill.**

Preposition	Object	Modifier
by	seaside	the
up	tree	the
down	hill	the

### 3) DD\_A Short Dialogue - Prepositional Phrases

Select two students to enact and read the dialogue between Rahul and Seema.

Ask the students simple questions related to the conversation.

Tell the students how Seema has described her school easily and effectively with the use of prepositional phrases.

(Rahul and Seema to stand)

**Teacher:** Hello students, can you describe your school briefly?

**Rahul:** Yes Ma'am. My school's name is Vidya Niketan. It has a playground, auditorium and canteen. I love my school very much.

**Teacher:** Okay, Seema do you want to try?

**Seema:** Sure Ma'am! I am a student of Class 4 in Vidya Niketan school which is in South Delhi. My brother also studies **at the same school**. **Before we start our class**, we have our daily assembly. **During school hours** we are given time to study and play as well. My seat is **near the window**. From there, I can see the city Museum.

We keep our books in **the classroom cupboard** so that we don't have to carry a heavy bag. There are pictures of our national leaders **on the walls of the classroom**. We must always love and respect the school **in which we study**.

#### 4) VC\_ Mindset Matters - Prepositional Phrases

Prepare the students for a role play highlighting the importance of the right mindset or the impact of positive thinking. The students may enact the story in the class.

Use the details given in the document and conduct the role play.

[VC\\_TRD\\_Mindset Matters, pdf has been provided](#) as a Teacher Reference Document.

---

## PERIOD 2

**Topic: Prepositional Phrases**

**Time: 4 + 18 + 10 + 3 = 35**

**Asset Types: IA, SA, QA, MS\_Summary**

**Objective:** Students will be able to:

1. take delight in gaining more information about life on other planets
2. enact the prepositional phrases for the teams to identify and answer in complete sentences
3. apply their knowledge acquired on prepositional phrases in the given exercises
4. summarise the importance and usage of Prepositional Phrases in English Language

#### 1) IA\_Get Imaginative

Use the attached PPT ([IA\\_TA\\_Get Imaginative\\_Prepositional Phrases.pptx](#)) and tell the students that there could be a possibility of life on another planet, other than the Earth and thus enhance their understanding of the universe.

Begin the class by asking students questions related to space before showing the PPT, and then provide more interesting facts about it. Further discussion on why there could be life on Mars.

Point out the words in bold font and show them how prepositional phrases can be used to write about man's efforts to explore space.

## 2) SA\_Dumb Charades - Prepositional Phrases

A Group Activity on Prepositional Phrases for more clarity on the topic of prepositional Phrases.

**Aim:** Children will be able to dramatise the prepositional phrases.

**Resources Required:** 20 chits, a book, softball, pencil box, water bottle, worksheets and a small box to keep the chits which have prepositional phrases written on them.

### **Procedure:**

- divide the class into 8 groups or according to the strength of the class
- provide some moving space in the classroom for participants to perform the action
- give names of rivers, flowers or cities to the groups
- appoint two students - one as timekeeper and the other as scorekeeper
- ask a child from group 1 to come and pick up a chit and perform the action mentioned in the chit
- instruct members of the same team to guess the action performed and state it in a full sentence using a prepositional phrase, within 30 seconds
- if they do not, then it passes to the next team
- in this way encourage all the groups to act and guess the prepositional phrase
- appreciate the work done and announce that the group that has obtained the highest score is the winner

## 3) QA\_A Quick Test

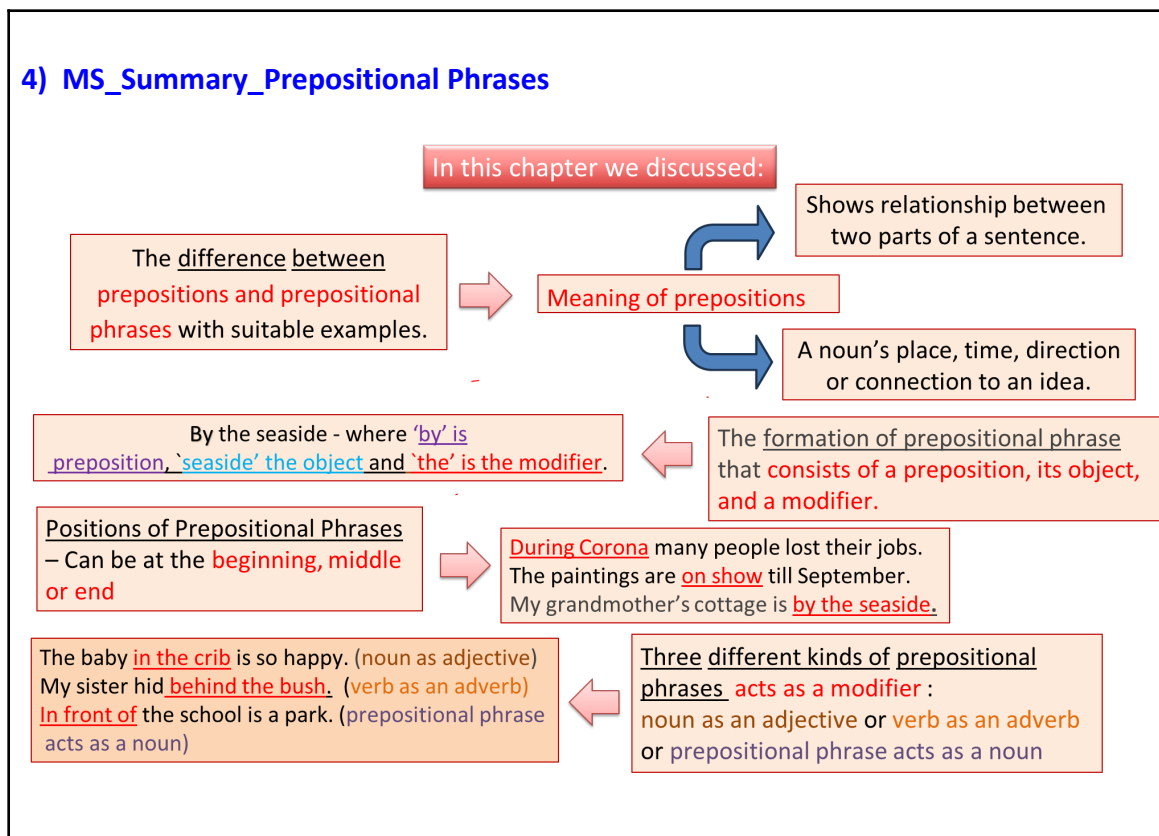
Present the [QA\\_LA\\_Worksheet for Prepositional Phrases.pdf](#) which is provided as a Learning aid to the students.

Allow the students to attempt to answer the questions of the QA asset before you reveal them.

Distribute the worksheets or write the exercises on the blackboard for students to apply their knowledge on the usage of Prepositional Phrases.



#### 4) MS\_Summary\_Prepositional Phrases



#### LESSON PLAN DESIGN

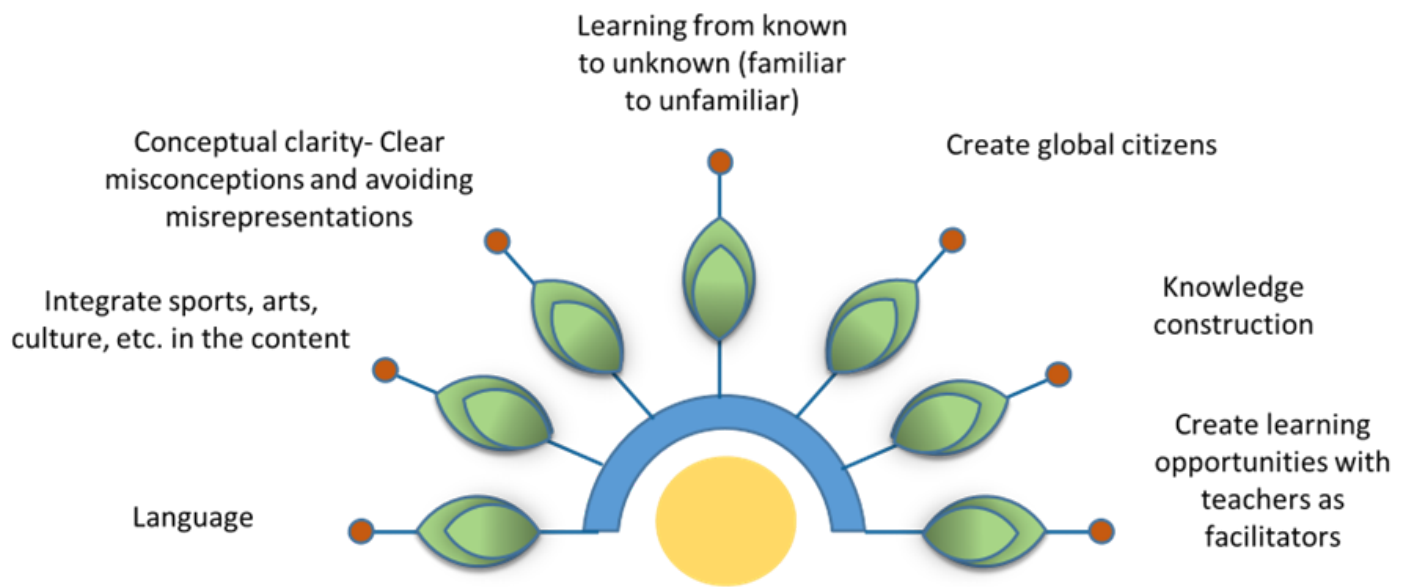
You would have noticed that the lesson plan designed has ample opportunities for:

- ★ activity based learning
- ★ interdisciplinary approach
- ★ development of critical thinking skills
- ★ relevance and connection of the topic to the real world

Teaching aids and teacher reference documents mentioned in this Lesson plan are provided in the folders below.

---

## Salient recommendations of NEP



We hope that this Lesson plan design which is aligned to the NEP2020 guidelines will be helpful for you.

Thank you.

## Master Lesson Plan

<b>Seven Asset Methodology for MLP</b>	
What is the purpose of this Master lesson Plan?	This Master Lesson Plan (MLP) prepared by Sri Sathya Sai Vidya Vahini (SSSVV), covers the entire chapter for the given board. The MLP for the chapter given in the textbook is broken down into smaller modules known as assets. Any chapter can be taught using the 7 asset types in SSSVV methodology. Several different assets together complete the entire chapter. Depending on the requirement, each asset is supported by teaching aids such as animated presentation, audio, video, and learning aids such as worksheets. The MLP is for the teacher's preparation and the teaching aids are for use in the classroom.
How to use it?	You can prepare for your class with this MLP by following 3 simple steps: 1. Read your textbook; 2. Go through the information given in the assets (document & multimedia); 3. Prepare your teaching notes. Great! Now you are ready to transact the chapter.
Duration	Kindly note the duration given for each asset. Due care has been taken in planning the assets, to ensure the chapter is completed within the time specified by the Board. Note: Preparation time is not included in the asset duration. The teaching time depends on the duration of the teaching aids and is not impacted by the length of the MLP.
What is a 'Main Script' (MS) Asset?	The Main Script asset is there for explaining the main concepts of the chapter clearly. The information given in the textbook is simplified, organised and structured to give more clarity. Additionally, you may find a video or mnemonics or a graphic organiser to deepen the understanding of the concept.
How to teach using the MS asset?	Please use the blackboard, slides and interaction to develop the concept.
What is an 'Inquisitive Questions' (IQ) asset?	The Inquisitive Questions asset uses questions to promote higher order thinking like the n <sup>th</sup> why, what-if, new perspectives, cause-effect, and others, creating curiosity.
How to teach using the IQ asset?	You may use the questions to connect with the students, encourage exploration to engage them in the learning process. You may allow multiple responses and instead of rejecting any of the responses, ask why, before revealing the suggested answer or hints.
What is a 'Day to day Relevance' (DD) Asset?	The Day to Day Relevance asset helps students understand the practical relevance of every topic, making them eager participants in the classroom. If students connect the concepts to their environment, they would learn meaningfully without dislike or simply memorizing for exams.
How to teach using the DD asset?	You may use the asset by asking questions about their experience and use it to establish why they are learning the topic. If necessary you may substitute with a recent or local example.
What is an 'Interesting Aside' (IA) asset?	The Interesting Aside asset uses attention grabbing titbits or anecdotes to bring joy and satisfy the child's hunger to know more. This is a quick/short asset intended to bring attention back to the main concept being taught.
How to teach using the IA asset?	You may use this asset to give a piece of interesting information relevant to the topic, without prolonged explanation/discussion. You may suggest appropriate books for further reading.
What is a 'Suggested Activity' (SA) Asset?	The Suggested Activity asset provides a detailed step by step procedure for the teacher to conduct a hands-on activity. This promotes Activity Based Learning.

How to teach using the SA asset?	You may use this asset to energise your students to learn by doing simple, fun-filled activities based on the topic. The asset includes - preparation, activity, and follow-up. You may engage the students in the preparation and follow-up stages to develop collaboration and responsibility. You could try it once, yourself, before the actual delivery to be more comfortable with it. Note: The duration mentioned in the asset is usually for the activity part only.
What is a 'Value Content' (VC) Asset?	The Value Content asset integrates Universal Human Values (such as empathy, inclusivity, respect for nature that translates into responsible behaviour) seamlessly into the curriculum, as the "End of education is character".
How to teach using the VC asset?	You may use this asset to engage with the students to bring out their innate values and connect with the intrinsic values in the topic/concept. The asset includes pointers on the specific pedagogical technique followed.
What is a 'Questions to Assess' (QA) asset?	The Questions to Assess asset uses an interactive approach to check learning of different types of learners, and provides feedback to the teacher for appropriate action. The questions cater to all the levels of Bloom's Taxonomy. Questions from 'Apply' level and above enable students to reflect on their learning.
How to teach using the QA asset?	You may go through the slides to understand its flow and know when to click for the answer (slides include suggested answers). While presenting in the class, you may display the question and encourage multiple responses, before revealing the answer. In some cases, this asset may include extra questions/worksheet that can be given as homework.